


THE MOST ADVANCED
COMPRESSOR TECHNOLOGY AVAILABLE

06D, 06E & 06CC Reciprocating Compressors

THE MOST ADVANCED COMPRESSOR
TECHNOLOGY AVAILABLE

06D AND 06E RECIPROCATING COMPRESSORS

Performance you demand, quality you rely on.



Every day around the world, Carlyle compressors are working quietly and efficiently in supermarkets, computer rooms, manufacturing plants, on board ships and over the road. Carlyle compressors consistently meet and exceed the demands of challenging environments, providing the most reliable refrigeration in the world.

Carlyle compressors are more dependable and durable by design. In critical applications where extreme conditions are frequently encountered, first-year failure rates are a mere 0.29%.

Carlyle compressors also provide higher performance. Reciprocating compressors can be applied in high, medium, and low-temperature applications. Carlyle's performance and level of reliability has made our 06D and 06E reciprocating compressor one of the industry's top choices. Throughout the years, customers have relied on Carlyle to deliver high efficiency, low operating costs and, of course, the toughness for which we have become famous.

While system requirements vary, they do share one thing in common – Carlyle is the name customers in each area turn to for efficient, reliable compressor solutions. Carlyle's advanced engineering efficiencies can save thousands of dollars in energy costs over the lifespan of the unit.


Detailed information, design data and application information is also available. Visit www.CarlyleCompressor.com to access Application Guides, Service Guides, CARWIN Compressor Selection Software and more.



THE MOST ADVANCED COMPRESSOR
TECHNOLOGY AVAILABLE

06CC RECIPROCATING COMPRESSORS

Performance you demand, quality you rely on.



Compound Cooling 2 Stage Compressors

Innovative Technology

Carlyle's innovative design makes it literally two compressors in one, with both high and low stages built into one compressor. Our new narrow-seat valve design makes it the most efficient low temperature compressor in the maker for both HCFC and HFC applications from the 5HP to 30HP range.

Detailed information, design data and application information is also available. Visit www.CarlyleCompressor.com to access Application Guides, Service Guides, CARWIN Compressor Selection Software, and more.

Higher Efficiency

Compound Cooling, Two-Stage compressors are dedicated to low temperature applications, commonly operating down to -60°F (-51°C), and down to -100°F (-73°C) in special applications. The Two-Stage design allows for lower compression ratios which result in increased capacity, the application of smaller HP motors and lower applied costs.

Optimized System Operation

Compatible with HFC refrigerants and POE oil in single, multiplexed, and parallel system design configurations. Utilizing liquid sub-cooling minimizes liquid temperature fluctuation to TXVs in systems incorporating floating condensing temperatures.

Environmentally Responsible

Carlyle reciprocating compressors have proven reliable in applications with both HCFC and HCF/POE system requirements. Special design considerations in the valve plate, venting and lubrication designs have also improved performance when applied with R-507, R-404A, R-407A and POE oils.



NEW LOW GLOBAL WARMING POTENTIAL (Low GWP)
REFRIGERANT MODELS NOW AVAILABLE

06D, 06E AND 06CC RECIPROCATING COMPRESSORS

Performance you demand, quality you rely on.

Many design strategies exist today to reduce the amount of refrigerant required to assist with reducing leaks and mitigate the risks of using a flammable or toxic refrigerant. Carlyle has introduced climate-friendly alternatives to high GWP refrigerants for use in commercial refrigeration applications:

R-448A, R-449A, R-452A

We have applied our technological capabilities to bring you compressors that use alternative, environmentally safe refrigerants, while still meeting your need for reliable, efficient operation. We're committed to providing you with the most that a compressor can possibly give you – high efficiency, low operating costs, optional capacity control systems, and Carlyle's world-famous reliability.

Talk to a Carlyle expert today and learn more about the expanded refrigerant offering. Please visit us online at www.carlylecompressor.com.



06D



06E



06CC

06D & 06E Summaryii

06CC Summary.....iii

Low GWP Refrigerants.....iv

06D Models

R134a Refrigerant

06DR109	2
06DR013	3
06DR316	3
06DR718	4
06DR820	4
06DR725	5
06DR228	5
06DR337	6
06DR541	6

R404A/R507 Refrigerants

06DR316	7
06DR820	7
06DR725	8
06DR228	8
06DR337	9
06DR541	9
06DM808	10
06DM313	10
06DM316	11
06DM337	11
06DA818.....	12
06DA825.....	12
06DA328.....	13
06DA537.....	13

R407A Refrigerant

06DR109	14
06DR013	14
06DR316	15
06DR718	15
06DR820	16
06DR725	16
06DR228	17
06DR337	17
06DR541	18
06DM808	18
06DM313	19
06DM316	19
06DM337	20
06DA818.....	20
06DA825.....	21
06DA328.....	21
06DA537.....	22

06E Models

R134a Refrigerant

06EM450	23
06EM475	24
06EM499	24
06EA565.....	25

R404A/R507 Refrigerants

06ER450	26
06ER465.....	26
06ER475.....	27
06ER399.....	27
06EM450	28
06EM475	28
06EM499	29
06EA550.....	29
06EA565.....	30
06EA575.....	30
06EA599.....	31

R407A Refrigerant

06ER450.....	32
06ER465.....	32
06ER475.....	33
06ER399.....	33
06EM450	34
06EM475	34
06EM499	35
06EA550.....	35
06EA565.....	36
06EA575.....	36
06EA599.....	37

06CC Models

R404A/R507 Refrigerants

06CC017	38
06CC125	39
06CC228	39
06CC337	40
06CC550	40
06CC665	41
06CC675	41
06CC899	42

R407A Refrigerant


06CC017	43
06CC125	43
06CC228	44
06CC337	44
06CC550	45
06CC665	45
06CC675	46
06CC899	46

Line Drawings47-52

SMART Accessories.....53

THE MOST ADVANCED COMPRESSOR
TECHNOLOGY AVAILABLE

06D RECIPROCATING COMPRESSOR



06DR109

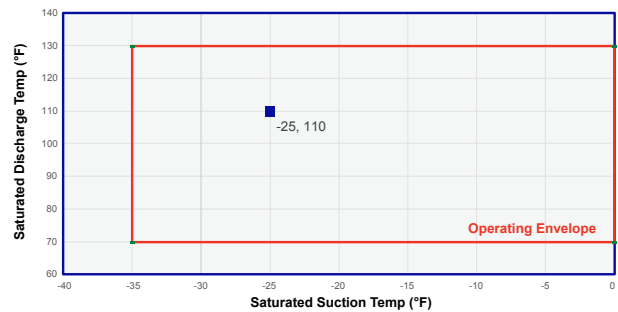
R134a Refrigerant

Physical Data

Model	Nominal HP	Displ. CFM	No. of Cylinders	Suction Line Size (in)	Discharge Line Size (in)	Shipping Weight (lbs)	Oil Charge (pints)
06DR109	3	8.7	2	7/8	5/8	190	3

Available Voltages

208/230-3-60
460-3-60
575-3-60



Tabular Data Summary – Fixed RGT = 65°F Subcooling = 0°F Voltage: 460-3-60Hz

Saturated Condensing Temperature (F)		Saturated Suction Temperature (F)													
		-10	-5	0	5	10	15	20	25	30	35	40	45	50	55
90	Capacity (Btu/hr)	8181	9636	11274	13115	15176	17477	20036	22872	26004	29451	33231	37363	41866	46759
	Power (kW)	1.18	1.26	1.34	1.42	1.49	1.56	1.62	1.68	1.73	1.77	1.8	1.83	1.84	1.84
	EER (BTU/WATT-HR)	6.95	7.64	8.41	9.25	10.18	11.21	12.35	13.62	15.05	16.64	18.43	20.45	22.74	25.35
	Current (AMPS)	2.37	2.46	2.55	2.63	2.71	2.78	2.85	2.9	2.95	2.99	3.02	3.04	3.04	3.04
110	Capacity (Btu/hr)	6422	7713	9152	10757	12546	14539	16753	19209	21924	24917	28207	31813	35754	40048
	Power (kW)	1.2	1.31	1.41	1.52	1.62	1.72	1.82	1.91	2	2.08	2.15	2.22	2.28	2.33
	EER (BTU/WATT-HR)	5.36	5.91	6.48	7.09	7.74	8.44	9.21	10.05	10.98	11.99	13.1	14.33	15.69	17.19
	Current (AMPS)	2.45	2.54	2.64	2.74	2.84	2.94	3.04	3.14	3.24	3.34	3.43	3.52	3.6	3.68
130	Capacity (Btu/hr)	4785	5920	7166	8542	10066	11757	13633	15714	18018	20565	23372	26458	29843	33545
	Power (kW)	1.17	1.3	1.43	1.56	1.7	1.83	1.96	2.09	2.21	2.33	2.45	2.56	2.66	2.76
	EER (BTU/WATT-HR)	4.1	4.56	5.01	5.46	5.93	6.43	6.96	7.53	8.15	8.83	9.56	10.36	11.23	12.18
	Current (AMPS)	2.44	2.54	2.66	2.78	2.91	3.05	3.2	3.35	3.51	3.67	3.83	4	4.17	4.34

06DR013

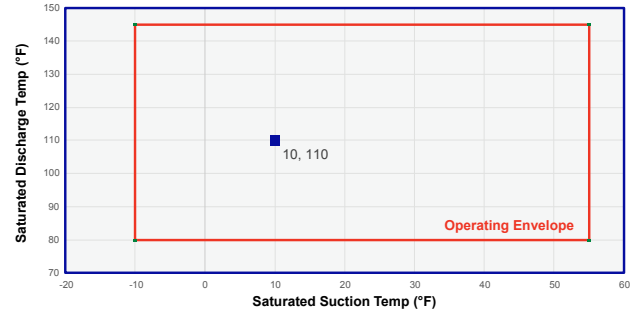
R134a Refrigerant

Physical Data

Model	Nominal HP	Displ. CFM	No. of Cylinders	Suction Line Size (in)	Discharge Line Size (in)	Shipping Weight (lbs)	Oil Charge (pints)
06DR013	3	13	4	1 1/8	5/8	230	4 1/2

Available Voltages

208/230-3-60
460-3-60
575-3-60



Tabular Data Summary – Fixed RGT = 65°F Subcooling = 0°F Voltage: 460-3-60Hz

Saturated Condensing Temperature (F)		Saturated Suction Temperature (F)													
		-10	-5	0	5	10	15	20	25	30	35	40	45	50	55
90	Capacity (Btu/hr)	10510	12661	15084	17804	20849	24246	28021	32200	36812	41882	47438	53506	60113	67287
	Power (kW)	1.52	1.65	1.78	1.9	2.01	2.11	2.21	2.29	2.36	2.41	2.45	2.48	2.48	2.47
	EER (BTU/WATT-HR)	6.9	7.67	8.49	9.39	10.38	11.48	12.71	14.08	15.61	17.35	19.33	21.6	24.22	27.27
	Current (AMPS)	2.95	3.15	3.33	3.48	3.61	3.72	3.81	3.88	3.94	3.99	4.03	4.07	4.09	4.12
110	Capacity (Btu/hr)	7559	9465	11590	13962	16606	19551	22823	26449	30455	34868	39715	45023	50820	57130
	Power (kW)	1.5	1.68	1.86	2.03	2.19	2.35	2.5	2.64	2.77	2.88	2.99	3.07	3.14	3.19
	EER (BTU/WATT-HR)	5.03	5.63	6.24	6.89	7.57	8.32	9.13	10.02	11	12.09	13.3	14.66	16.18	17.9
	Current (AMPS)	2.89	3.16	3.4	3.61	3.8	3.96	4.09	4.21	4.31	4.39	4.45	4.5	4.54	4.58
130	Capacity (Btu/hr)	4832	6495	8327	10353	12602	15099	17871	20946	24350	28110	32252	36804	41793	47245
	Power (kW)	1.32	1.56	1.79	2.03	2.25	2.47	2.69	2.9	3.09	3.28	3.45	3.61	3.75	3.88
	EER (BTU/WATT-HR)	3.65	4.17	4.64	5.11	5.59	6.1	6.64	7.23	7.87	8.58	9.35	10.2	11.14	12.18
	Current (AMPS)	2.67	3.02	3.33	3.6	3.84	4.06	4.24	4.4	4.54	4.65	4.74	4.82	4.88	4.92

06DR316

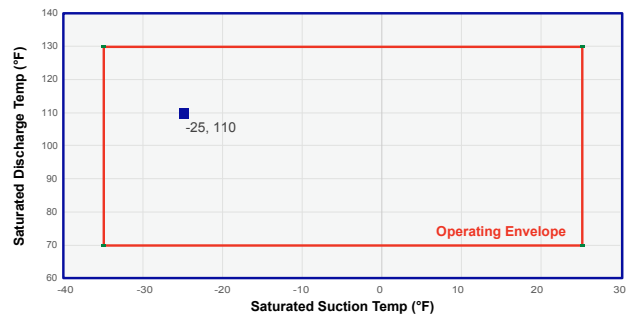
R134a Refrigerant

Physical Data

Model	Nominal HP	Displ. CFM	No. of Cylinders	Suction Line Size (in)	Discharge Line Size (in)	Shipping Weight (lbs)	Oil Charge (pints)
06DR316	5	15.9	4	1 1/8	5/8	235	4 1/2

Available Voltages

208/230-3-60
460-3-60
575-3-60



Tabular Data Summary – Fixed RGT = 65°F Subcooling = 0°F Voltage: 460-3-60Hz

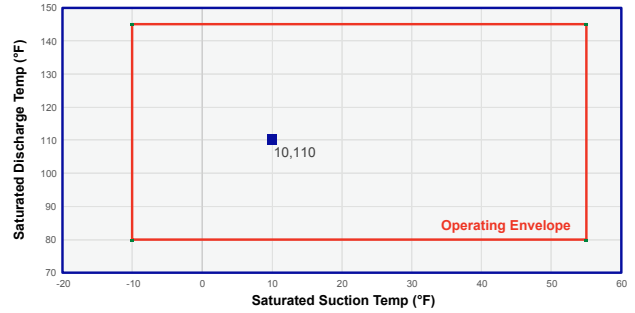
Saturated Condensing Temperature (F)		Saturated Suction Temperature (F)													
		-10	-5	0	5	10	15	20	25	30	35	40	45	50	55
90	Capacity (Btu/hr)	15434	18016	20924	24195	27861	31959	36523	41587	47186	53354	60127	67538	75623	84416
	Power (kW)	2.14	2.27	2.41	2.54	2.66	2.78	2.89	3	3.09	3.17	3.24	3.29	3.33	3.35
	EER (BTU/WATT-HR)	7.22	7.92	8.68	9.53	10.46	11.48	12.62	13.88	15.28	16.84	18.57	20.52	22.7	25.16
	Current (AMPS)	4.32	4.46	4.59	4.71	4.83	4.94	5.04	5.13	5.21	5.27	5.33	5.38	5.41	5.43
110	Capacity (Btu/hr)	12521	14816	17370	20218	23395	26935	30872	35243	40080	45420	51296	57742	64795	72488
	Power (kW)	2.34	2.52	2.69	2.87	3.04	3.21	3.37	3.53	3.68	3.82	3.95	4.06	4.17	4.26
	EER (BTU/WATT-HR)	5.36	5.89	6.45	7.05	7.69	8.39	9.15	9.98	10.9	11.9	13	14.21	15.54	17.02
	Current (AMPS)	4.62	4.74	4.87	5.01	5.16	5.31	5.47	5.64	5.81	5.98	6.16	6.34	6.52	6.7
130	Capacity (Btu/hr)	9814	11841	14060	16505	19210	22212	25543	29240	33335	37865	42863	48365	54404	61016
	Power (kW)	2.47	2.69	2.92	3.14	3.36	3.59	3.8	4.02	4.23	4.43	4.62	4.8	4.98	5.14
	EER (BTU/WATT-HR)	3.97	4.4	4.82	5.26	5.71	6.19	6.72	7.28	7.89	8.55	9.28	10.07	10.93	11.88
	Current (AMPS)	4.73	4.88	5.05	5.25	5.47	5.71	5.97	6.25	6.55	6.87	7.21	7.57	7.94	8.33

06DR718

R134a Refrigerant

Physical Data							
Model	Nominal HP	Displ. CFM	No. of Cylinders	Suction Line Size (in)	Discharge Line Size (in)	Shipping Weight (lbs)	Oil Charge (pints)
06DR718	5	18.3	4	1 3/8	7/8	250	5 1/2

Available Voltages
208/230-3-60
460-3-60
575-3-60



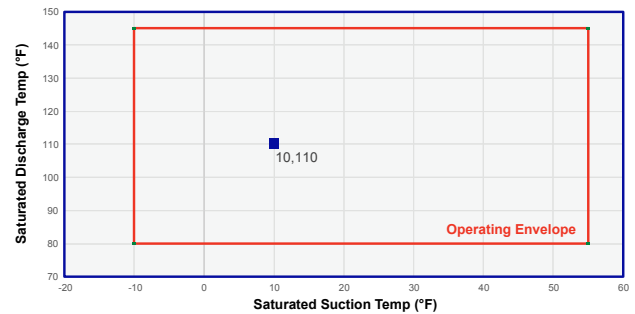
Tabular Data Summary – Fixed RGT = 65°F Subcooling = 0°F Voltage: 460-3-60Hz															
Saturated Condensing Temperature (F)		Saturated Suction Temperature (F)													
		-10	-5	0	5	10	15	20	25	30	35	40	45	50	55
90	Capacity (Btu/hr)	18427	21436	24843	28692	33026	37886	43317	49362	56062	63462	71604	80530	90285	100911
	Power (kW)	2.36	2.53	2.69	2.86	3.01	3.15	3.28	3.39	3.48	3.55	3.6	3.63	3.63	3.6
	EER (BTU/WATT-HR)	7.82	8.48	9.22	10.05	10.98	12.03	13.23	14.58	16.11	17.86	19.87	22.19	24.88	28.05
	Current (AMPS)	4.53	4.74	4.94	5.13	5.3	5.46	5.6	5.73	5.83	5.9	5.95	5.98	5.97	5.93
110	Capacity (Btu/hr)	15052	17715	20690	24021	27750	31919	36573	41754	47505	53869	60889	68608	77068	86313
	Power (kW)	2.51	2.73	2.95	3.17	3.38	3.59	3.79	3.98	4.15	4.31	4.45	4.57	4.66	4.74
	EER (BTU/WATT-HR)	6	6.49	7.01	7.58	8.2	8.89	9.65	10.5	11.45	12.5	13.69	15.02	16.52	18.23
	Current (AMPS)	4.75	5	5.24	5.49	5.72	5.95	6.17	6.38	6.58	6.75	6.92	7.06	7.18	7.27
130	Capacity (Btu/hr)	11829	14191	16779	19635	22804	26328	30250	34612	39458	44831	50773	57329	64539	72448
	Power (kW)	2.54	2.81	3.09	3.38	3.66	3.94	4.21	4.48	4.74	4.99	5.22	5.44	5.64	5.82
	EER (BTU/WATT-HR)	4.66	5.04	5.42	5.82	6.24	6.69	7.18	7.73	8.33	8.99	9.73	10.54	11.45	12.45
	Current (AMPS)	4.81	5.1	5.41	5.71	6.02	6.33	6.64	6.95	7.25	7.54	7.82	8.1	8.35	8.6

06DR820

R134a Refrigerant

Physical Data							
Model	Nominal HP	Displ. CFM	No. of Cylinders	Suction Line Size (in)	Discharge Line Size (in)	Shipping Weight (lbs)	Oil Charge (pints)
06DR820	6.5	20	4	1 3/8	7/8	260	5 1/2

Available Voltages
208/230-3-60
460-3-60
575-3-60



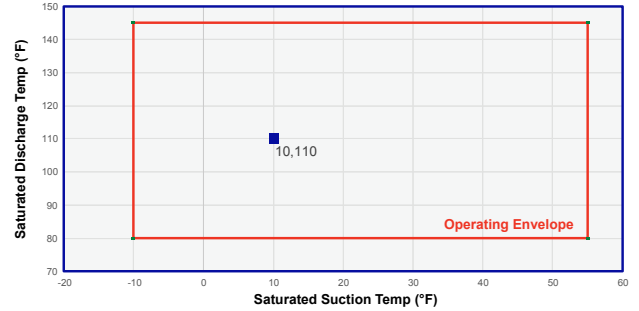
Tabular Data Summary – Fixed RGT = 65°F Subcooling = 0°F Voltage: 460-3-60Hz															
Saturated Condensing Temperature (F)		Saturated Suction Temperature (F)													
		-10	-5	0	5	10	15	20	25	30	35	40	45	50	55
90	Capacity (Btu/hr)	20361	23802	27639	31909	36651	41903	47701	54085	61092	68761	77129	86234	96115	106808
	Power (kW)	2.66	2.85	3.03	3.2	3.36	3.52	3.66	3.78	3.89	3.98	4.04	4.09	4.11	4.1
	EER (BTU/WATT-HR)	7.65	8.36	9.13	9.97	10.9	11.92	13.05	14.31	15.71	17.29	19.08	21.09	23.4	26.05
	Current (AMPS)	5.75	5.9	6.04	6.18	6.32	6.45	6.57	6.68	6.78	6.86	6.92	6.97	6.99	6.99
110	Capacity (Btu/hr)	16336	19459	22906	26715	30925	35572	40696	46334	52523	59303	66711	74784	83562	93081
	Power (kW)	2.79	3.03	3.27	3.51	3.74	3.97	4.18	4.39	4.58	4.75	4.91	5.05	5.16	5.26
	EER (BTU/WATT-HR)	5.85	6.41	7	7.61	8.26	8.97	9.73	10.57	11.48	12.49	13.59	14.82	16.19	17.71
	Current (AMPS)	6.01	6.14	6.29	6.46	6.63	6.82	7.02	7.23	7.44	7.65	7.87	8.08	8.3	8.5
130	Capacity (Btu/hr)	12471	15262	18305	21640	25303	29333	33767	38645	44003	49880	56313	63341	71002	79333
	Power (kW)	2.79	3.1	3.4	3.71	4.01	4.31	4.6	4.89	5.16	5.42	5.67	5.91	6.13	6.32
	EER (BTU/WATT-HR)	4.46	4.93	5.38	5.84	6.31	6.81	7.34	7.91	8.53	9.2	9.92	10.72	11.59	12.55
	Current (AMPS)	6.01	6.18	6.38	6.61	6.88	7.17	7.5	7.84	8.22	8.61	9.02	9.46	9.9	10.36

06DR725

R134a Refrigerant

Physical Data							
Model	Nominal HP	Displ. CFM	No. of Cylinders	Suction Line Size (in)	Discharge Line Size (in)	Shipping Weight (lbs)	Oil Charge (pints)
06DR725	6.5	23.9	6	1 3/8	7/8	310	8

Available Voltages
208/230-3-60
460-3-60
575-3-60



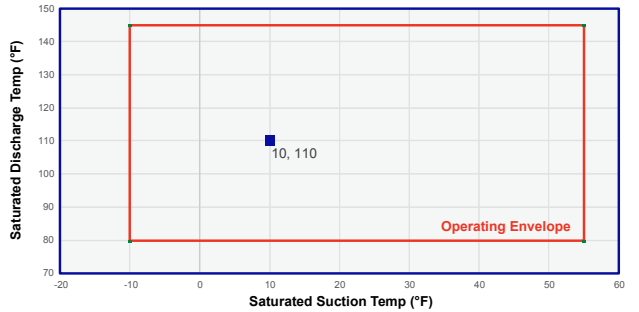
Tabular Data Summary – Fixed RGT = 65°F Subcooling = 0°F Voltage: 460-3-60Hz															
Saturated Condensing Temperature (F)		Saturated Suction Temperature (F)													
		-10	-5	0	5	10	15	20	25	30	35	40	45	50	55
90	Capacity (Btu/hr)	21906	26197	31017	36417	42451	49171	56630	64880	73974	83964	94904	106845	119840	133943
	Power (kW)	2.78	3.03	3.29	3.54	3.78	4.02	4.25	4.47	4.69	4.89	5.08	5.26	5.42	5.57
	EER (BTU/WATT-HR)	7.88	8.63	9.43	10.29	11.22	12.23	13.32	14.5	15.78	17.17	18.68	20.32	22.1	24.03
	Current (AMPS)	5.89	6.2	6.48	6.74	6.97	7.17	7.36	7.53	7.68	7.82	7.94	8.05	8.15	8.25
110	Capacity (Btu/hr)	16219	20042	24293	29024	34289	40140	46629	53809	61733	70453	80022	90493	101917	114348
	Power (kW)	2.81	3.14	3.48	3.81	4.13	4.46	4.77	5.08	5.38	5.67	5.95	6.22	6.48	6.72
	EER (BTU/WATT-HR)	5.77	6.37	6.99	7.62	8.29	9.01	9.77	10.59	11.47	12.42	13.44	14.54	15.73	17.01
	Current (AMPS)	5.95	6.33	6.67	6.99	7.27	7.52	7.75	7.96	8.14	8.31	8.45	8.58	8.7	8.8
130	Capacity (Btu/hr)	10907	14266	17953	22021	26521	31507	37032	43147	49906	57360	65564	74568	84426	95191
	Power (kW)	2.63	3.05	3.48	3.9	4.32	4.73	5.14	5.55	5.95	6.34	6.72	7.09	7.45	7.8
	EER (BTU/WATT-HR)	4.15	4.67	5.16	5.65	6.14	6.66	7.2	7.78	8.39	9.05	9.76	10.52	11.33	12.21
	Current (AMPS)	5.83	6.28	6.69	7.06	7.4	7.71	7.99	8.23	8.45	8.65	8.82	8.97	9.11	9.22

06DR228

R134a Refrigerant

Physical Data							
Model	Nominal HP	Displ. CFM	No. of Cylinders	Suction Line Size (in)	Discharge Line Size (in)	Shipping Weight (lbs)	Oil Charge (pints)
06DR228	7.5	28	6	1 5/8	7/8	315	8

Available Voltages
208/230-3-60
460-3-60
575-3-60



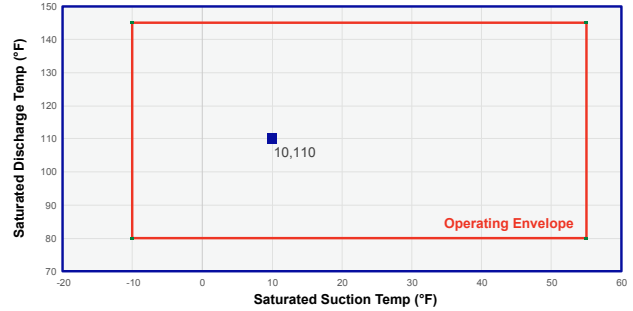
Tabular Data Summary – Fixed RGT = 65°F Subcooling = 0°F Voltage: 460-3-60Hz															
Saturated Condensing Temperature (F)		Saturated Suction Temperature (F)													
		-10	-5	0	5	10	15	20	25	30	35	40	45	50	55
90	Capacity (Btu/hr)	28277	33009	38248	44043	50442	57493	65244	73744	83040	93182	104216	116192	129158	143162
	Power (kW)	3.7	3.96	4.22	4.46	4.68	4.89	5.08	5.26	5.41	5.53	5.64	5.71	5.76	5.77
	EER (BTU/WATT-HR)	7.64	8.33	9.07	9.88	10.77	11.75	12.83	14.03	15.36	16.84	18.49	20.35	22.44	24.81
	Current (AMPS)	8.68	8.99	9.27	9.52	9.74	9.95	10.12	10.28	10.41	10.52	10.61	10.68	10.73	10.76
110	Capacity (Btu/hr)	22692	27058	31842	37092	42857	49184	56121	63718	72022	81081	90944	101659	113274	125838
	Power (kW)	3.88	4.24	4.59	4.93	5.26	5.57	5.87	6.15	6.41	6.65	6.87	7.06	7.23	7.37
	EER (BTU/WATT-HR)	5.85	6.38	6.94	7.53	8.15	8.83	9.56	10.36	11.23	12.19	13.24	14.39	15.67	17.08
	Current (AMPS)	8.91	9.29	9.65	9.98	10.29	10.57	10.83	11.06	11.27	11.47	11.64	11.79	11.92	12.03
130	Capacity (Btu/hr)	17123	21092	25389	30063	35162	40733	46826	53488	60768	68714	77374	86797	97029	108121
	Power (kW)	3.83	4.3	4.76	5.21	5.65	6.08	6.5	6.91	7.29	7.66	8.01	8.33	8.63	8.91
	EER (BTU/WATT-HR)	4.47	4.91	5.34	5.77	6.22	6.69	7.2	7.75	8.33	8.97	9.66	10.42	11.24	12.13
	Current (AMPS)	8.89	9.36	9.81	10.23	10.63	11	11.35	11.67	11.98	12.26	12.53	12.77	12.99	13.2

06DR337

R134a Refrigerant

Physical Data							
Model	Nominal HP	Displ. CFM	No. of Cylinders	Suction Line Size (in)	Discharge Line Size (in)	Shipping Weight (lbs)	Oil Charge (pints)
06DR337	10	37.1	6	1 5/8	1 1/8	325	8

Available Voltages
208/230-3-60
460-3-60
575-3-60



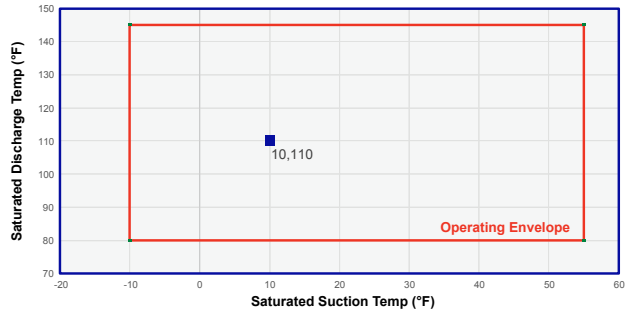
Tabular Data Summary – Fixed RGT = 65°F Subcooling = 0°F Voltage: 460-3-60Hz															
Saturated Condensing Temperature (F)		Saturated Suction Temperature (F)													
		-10	-5	0	5	10	15	20	25	30	35	40	45	50	55
90	Capacity (Btu/hr)	39462	45776	52701	60302	68638	77773	87768	98686	110587	123534	137590	152815	169271	187022
	Power (kW)	5.11	5.44	5.76	6.06	6.34	6.61	6.86	7.09	7.3	7.5	7.68	7.85	7.99	8.12
	EER (BTU/WATT-HR)	7.72	8.41	9.16	9.96	10.83	11.77	12.8	13.92	15.14	16.47	17.91	19.48	21.19	23.04
	Current (AMPS)	8.78	9.33	9.81	10.24	10.61	10.94	11.22	11.47	11.69	11.88	12.06	12.22	12.37	12.52
110	Capacity (Btu/hr)	32180	38160	44636	51669	59323	67659	76738	86623	97375	109058	121731	135458	150300	166320
	Power (kW)	5.45	5.91	6.35	6.77	7.17	7.56	7.93	8.28	8.61	8.93	9.22	9.5	9.75	9.99
	EER (BTU/WATT-HR)	5.9	6.46	7.03	7.63	8.27	8.95	9.68	10.46	11.31	12.22	13.2	14.26	15.41	16.64
	Current (AMPS)	9.25	9.94	10.56	11.1	11.57	11.98	12.33	12.63	12.88	13.08	13.26	13.4	13.51	13.61
130	Capacity (Btu/hr)	24516	30125	36113	42542	49476	56974	65100	73915	83481	93860	105114	117305	130495	144746
	Power (kW)	5.53	6.13	6.71	7.28	7.82	8.35	8.86	9.35	9.82	10.27	10.71	11.12	11.51	11.88
	EER (BTU/WATT-HR)	4.43	4.91	5.38	5.85	6.32	6.82	7.35	7.9	8.5	9.14	9.82	10.55	11.34	12.18
	Current (AMPS)	9.48	10.3	11.02	11.65	12.19	12.66	13.04	13.36	13.62	13.81	13.96	14.05	14.1	14.12

06DR541

R134a Refrigerant

Physical Data							
Model	Nominal HP	Displ. CFM	No. of Cylinders	Suction Line Size (in)	Discharge Line Size (in)	Shipping Weight (lbs)	Oil Charge (pints)
06DR541	15	41	6	1 5/8	1 1/8	325	8

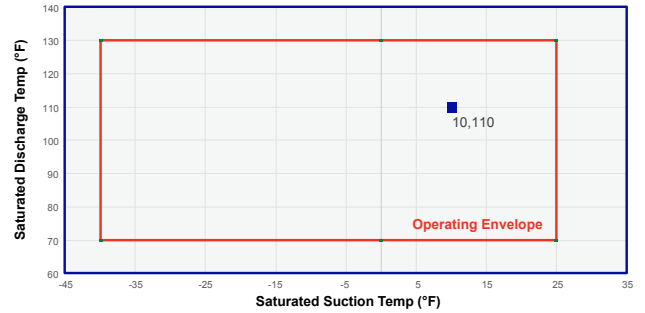
Available Voltages
208/230-3-60
460-3-60
575-3-60



Tabular Data Summary – Fixed RGT = 65°F Subcooling = 0°F Voltage: 460-3-60Hz															
Saturated Condensing Temperature (F)		Saturated Suction Temperature (F)													
		-10	-5	0	5	10	15	20	25	30	35	40	45	50	55
90	Capacity (Btu/hr)	43729	50724	58399	66821	76059	86181	97257	109354	122542	136889	152464	169335	187571	207240
	Power (kW)	5.66	6.03	6.38	6.71	7.02	7.32	7.6	7.85	8.09	8.31	8.51	8.69	8.85	8.99
	EER (BTU/WATT-HR)	7.72	8.41	9.16	9.96	10.83	11.77	12.8	13.92	15.14	16.47	17.91	19.48	21.19	23.04
	Current (AMPS)	9.66	10.26	10.79	11.26	11.67	12.03	12.34	12.62	12.86	13.07	13.26	13.44	13.61	13.77
110	Capacity (Btu/hr)	35659	42285	49461	57255	65736	74973	85034	95988	107903	120848	134891	150102	166549	184300
	Power (kW)	6.04	6.55	7.03	7.5	7.95	8.38	8.79	9.17	9.54	9.89	10.22	10.52	10.81	11.07
	EER (BTU/WATT-HR)	5.9	6.46	7.03	7.63	8.27	8.95	9.68	10.46	11.31	12.22	13.2	14.26	15.41	16.64
	Current (AMPS)	10.17	10.94	11.62	12.21	12.73	13.18	13.56	13.89	14.16	14.39	14.58	14.74	14.86	14.97
130	Capacity (Btu/hr)	27167	33382	40017	47142	54824	63133	72138	81906	92506	104007	116478	129987	144603	160394
	Power (kW)	6.13	6.79	7.44	8.06	8.67	9.25	9.82	10.36	10.88	11.38	11.86	12.32	12.75	13.16
	EER (BTU/WATT-HR)	4.43	4.91	5.38	5.85	6.32	6.82	7.35	7.9	8.5	9.14	9.82	10.55	11.34	12.18
	Current (AMPS)	10.43	11.33	12.12	12.81	13.41	13.92	14.35	14.7	14.98	15.19	15.35	15.46	15.52	15.53

Physical Data							
Model	Nominal HP	Displ. CFM	No. of Cylinders	Suction Line Size (in)	Discharge Line Size (in)	Shipping Weight (lbs)	Oil Charge (pints)
06DR316	5	15.9	4	1 1/8	5/8	235	4 1/2

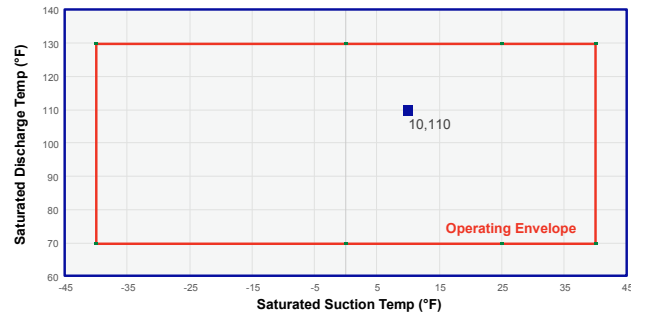
Available Voltages
208/230-3-60
460-3-60
575-3-60



Tabular Data Summary – Fixed RGT = 65°F Subcooling = 0°F Voltage: 460-3-60Hz															
Saturated Condensing Temperature (F)		-10	-5	0	5	10	15	20	25	30	35	40	45	50	55
90	Capacity (Btu/hr)	31813	36341	41270	46619	52407	58656	65384	72611						
	Power (kW)	4	4.21	4.41	4.61	4.78	4.95	5.1	5.23						
	EER (BTU/WATT-HR)	7.96	8.63	9.35	10.12	10.96	11.86	12.83	13.88						
	Current (AMPS)	6.39	6.64	6.86	7.07	7.25	7.41	7.54	7.65						
110	Capacity (Btu/hr)	26084	30002	34276	38925	43969	49428	55320	61668						
	Power (kW)	4.4	4.68	4.96	5.23	5.48	5.72	5.95	6.16						
	EER (BTU/WATT-HR)	5.93	6.4	6.91	7.45	8.02	8.64	9.3	10.02						
	Current (AMPS)	6.86	7.18	7.49	7.77	8.03	8.27	8.48	8.66						
130	Capacity (Btu/hr)	19953	23206	26767	30656	34894	39498	44490	49889						
	Power (kW)	4.69	5.06	5.42	5.77	6.11	6.43	6.74	7.04						
	EER (BTU/WATT-HR)	4.26	4.59	4.94	5.31	5.71	6.14	6.6	7.09						
	Current (AMPS)	7.19	7.6	8	8.37	8.72	9.04	9.33	9.6						

Physical Data							
Model	Nominal HP	Displ. CFM	No. of Cylinders	Suction Line Size (in)	Discharge Line Size (in)	Shipping Weight (lbs)	Oil Charge (pints)
06DR820	6.5	20	4	1 3/8	7/8	260	5 1/2

Available Voltages
208/230-3-60
460-3-60
575-3-60



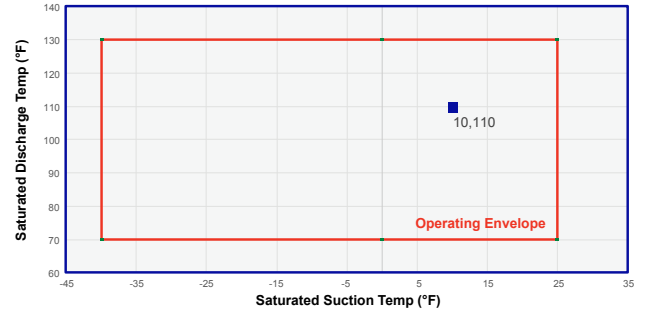
Tabular Data Summary – Fixed RGT = 65°F Subcooling = 0°F Voltage: 460-3-60Hz															
Saturated Condensing Temperature (F)		-10	-5	0	5	10	15	20	25	30	35	40	45	50	55
90	Capacity (Btu/hr)	42781	48728	55194	61996	69658	77968	86974	96722	107261	118638				
	Power (kW)	5.24	5.52	5.79	6.08	6.28	6.46	6.61	6.73	6.83	6.91				
	EER (BTU/WATT-HR)	8.16	8.82	9.54	10.2	11.09	12.07	13.16	14.37	15.7	17.17				
	Current (AMPS)	8.47	8.78	9.09	9.5	9.73	9.94	10.14	10.3	10.41	10.46				
110	Capacity (Btu/hr)	35383	40544	46168	52151	58790	65960	73709	82084	91133	100903				
	Power (kW)	5.75	6.13	6.49	6.89	7.22	7.52	7.8	8.04	8.26	8.46				
	EER (BTU/WATT-HR)	6.15	6.62	7.12	7.57	8.14	8.77	9.45	10.2	11.03	11.93				
	Current (AMPS)	9.03	9.46	9.9	10.4	10.76	11.12	11.48	11.81	12.11	12.36				
130	Capacity (Btu/hr)	27398	31694	36392	41215	46669	52536	58861	65692	73077	81063				
	Power (kW)	6.11	6.58	7.04	7.47	7.95	8.41	8.84	9.23	9.6	9.94				
	EER (BTU/WATT-HR)	4.49	4.82	5.17	5.52	5.87	6.25	6.66	7.11	7.61	8.16				
	Current (AMPS)	9.45	10.01	10.58	11.09	11.64	12.2	12.77	13.33	13.87	14.37				

06DR725

R404A/R507 Refrigerants

Physical Data							
Model	Nominal HP	Displ. CFM	No. of Cylinders	Suction Line Size (in)	Discharge Line Size (in)	Shipping Weight (lbs)	Oil Charge (pints)
06DR725	6.5	23.9	6	1 3/8	7/8	310	8

Available Voltages	
208/230-3-60	
460-3-60	
575-3-60	



Tabular Data Summary – Fixed RGT = 65°F Subcooling = 0°F Voltage: 460-3-60Hz

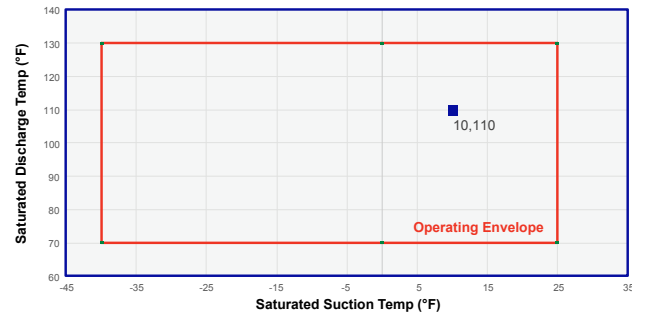
Saturated Condensing Temperature (F)		-10	-5	0	5	10	15	20	25	30	35	40	45	50	55
90	Capacity (Btu/hr)	47056	53796	61116	70355	79696	89905	101045	113177						
	Power (kW)	5.93	6.31	6.68	7.05	7.32	7.57	7.79	7.97						
	EER (BTU/WATT-HR)	7.94	8.53	9.15	9.98	10.88	11.87	12.97	14.19						
	Current (AMPS)	9.2	9.64	10.09	11.4	11.81	12.14	12.42	12.63						
110	Capacity (Btu/hr)	38397	44261	50643	57819	65728	74347	83738	93963						
	Power (kW)	6.33	6.81	7.29	7.84	8.29	8.7	9.08	9.41						
	EER (BTU/WATT-HR)	6.07	6.5	6.95	7.38	7.93	8.54	9.22	9.98						
	Current (AMPS)	9.66	10.24	10.83	12.43	13.02	13.51	13.93	14.27						
130	Capacity (Btu/hr)	29132	34026	39371	44629	50977	57874	65381	73560						
	Power (kW)	6.53	7.13	7.72	8.25	8.91	9.53	10.11	10.63						
	EER (BTU/WATT-HR)	4.46	4.77	5.1	5.41	5.72	6.07	6.47	6.92						
	Current (AMPS)	9.92	10.64	11.39	12.98	13.69	14.31	14.82	15.26						

06DR228

R404A/R507 Refrigerants

Physical Data							
Model	Nominal HP	Displ. CFM	No. of Cylinders	Suction Line Size (in)	Discharge Line Size (in)	Shipping Weight (lbs)	Oil Charge (pints)
06DR228	7.5	28	6	1 5/8	7/8	315	8

Available Voltages	
208/230-3-60	
460-3-60	
575-3-60	

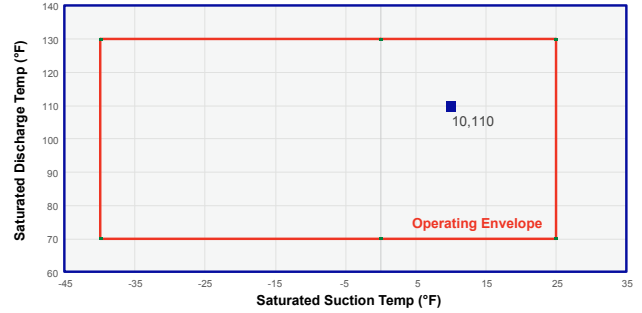


Tabular Data Summary

Saturated Condensing Temperature (F)		-10	-5	0	5	10	15	20	25	30	35	40	45	50	55
90	Capacity (Btu/hr)	58164	65789	74010	85607	96399	108150	120932	134818	149878					
	Power (kW)	7.2	7.54	7.83	8.62	8.93	9.21	9.45	9.65	9.81					
	EER (BTU/WATT-HR)	8.07	8.73	9.46	9.93	10.79	11.75	12.8	13.97	15.28					
	Current (AMPS)	12.42	12.83	13.18	13.61	14.1	14.61	15.11	15.56	15.93					
110	Capacity (Btu/hr)	48876	55680	63005	71637	80883	90910	101789	113592	126391					
	Power (kW)	7.97	8.49	8.96	9.65	10.16	10.63	11.06	11.44	11.79					
	EER (BTU/WATT-HR)	6.13	6.56	7.03	7.42	7.96	8.56	9.21	9.93	10.72					
	Current (AMPS)	13.37	13.96	14.49	15.65	16.73	17.87	19.05	20.22	21.34					
130	Capacity (Btu/hr)	38215	44084	50399	56420	63940	72058	80845	90372	100712					
	Power (kW)	8.41	9.12	9.8	10.32	11.06	11.75	12.4	13.01	13.57					
	EER (BTU/WATT-HR)	4.54	4.83	5.14	5.47	5.78	6.13	6.52	6.95	7.42					
	Current (AMPS)	13.87	14.67	15.4	17.06	19.15	21.34	23.6	25.89	28.19					

Physical Data							
Model	Nominal HP	Displ. CFM	No. of Cylinders	Suction Line Size (in)	Discharge Line Size (in)	Shipping Weight (lbs)	Oil Charge (pints)
06DR337	10	37.1	6	1 5/8	1 1/8	325	8

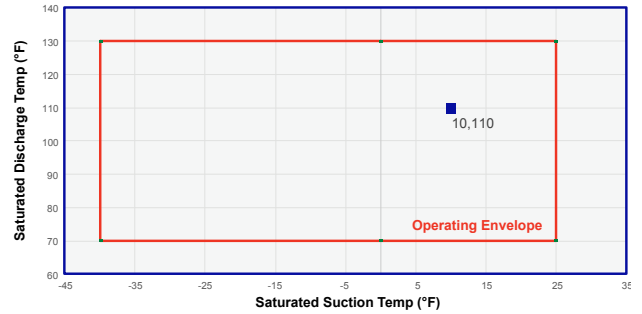
Available Voltages
208/230-3-60
460-3-60
575-3-60



Tabular Data Summary – Fixed RGT = 65°F Subcooling = 0°F Voltage: 460-3-60Hz															
Saturated Condensing Temperature (F)		-10	-5	0	5	10	15	20	25	30	35	40	45	50	55
90	Capacity (Btu/hr)	77514	87951	99448	113438	127721	143270	160182	178554						
	Power (kW)	9.85	10.47	11.07	11.42	11.83	12.2	12.52	12.78						
	EER (BTU/WATT-HR)	7.87	8.4	8.98	9.93	10.79	11.74	12.8	13.97						
	Current (AMPS)	14.55	15.33	16.14	17.03	17.76	18.41	18.97	19.44						
110	Capacity (Btu/hr)	63193	71823	81363	94900	107100	120361	134779	150451						
	Power (kW)	10.71	11.47	12.24	12.79	13.46	14.08	14.65	15.16						
	EER (BTU/WATT-HR)	5.9	6.26	6.65	7.42	7.96	8.55	9.2	9.92						
	Current (AMPS)	15.64	16.65	17.73	18.41	19.43	20.41	21.32	22.16						
130	Capacity (Btu/hr)	49029	55833	63393	74787	84733	95527	107267	120049						
	Power (kW)	11.38	12.28	13.19	13.68	14.65	15.57	16.42	17.22						
	EER (BTU/WATT-HR)	4.31	4.55	4.81	5.47	5.78	6.14	6.53	6.97						
	Current (AMPS)	16.54	17.78	19.11	19.4	20.65	21.88	23.08	24.24						

Physical Data							
Model	Nominal HP	Displ. CFM	No. of Cylinders	Suction Line Size (in)	Discharge Line Size (in)	Shipping Weight (lbs)	Oil Charge (pints)
06DR541	15	41	6	1 5/8	1 1/8	325	8

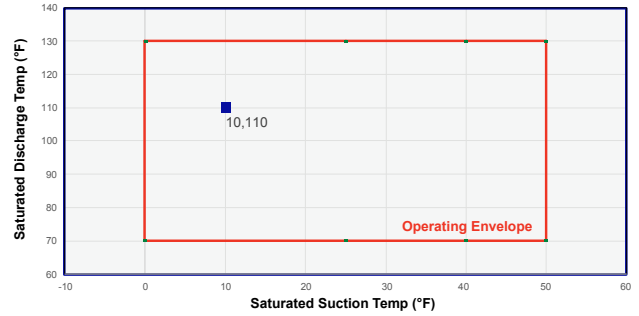
Available Voltages
208/230-3-60
460-3-60
575-3-60



Tabular Data Summary – Fixed RGT = 65°F Subcooling = 0°F Voltage: 460-3-60Hz															
Saturated Condensing Temperature (F)		-10	-5	0	5	10	15	20	25	30	35	40	45	50	55
90	Capacity (Btu/hr)	86072	97732	110583	124705	140175	157071	175471	195454	217097					
	Power (kW)	11.13	11.75	12.35	12.94	13.51	14.06	14.57	15.05	15.48					
	EER (BTU/WATT-HR)	7.74	8.32	8.95	9.63	10.37	11.17	12.04	12.99	14.02					
	Current (AMPS)	17.9	18.49	19.05	19.6	20.14	20.65	21.14	21.61	22.06					
110	Capacity (Btu/hr)	70070	79724	90368	102080	114938	129021	144407	161174	179399					
	Power (kW)	12.07	12.84	13.61	14.38	15.14	15.88	16.61	17.3	17.97					
	EER (BTU/WATT-HR)	5.81	6.21	6.64	7.1	7.59	8.12	8.7	9.31	9.98					
	Current (AMPS)	18.79	19.51	20.23	20.95	21.67	22.38	23.09	23.78	24.47					
130	Capacity (Btu/hr)	54141	61708	70058	79269	89419	100586	112847	126280	140963					
	Power (kW)	12.82	13.74	14.67	15.6	16.54	17.47	18.4	19.31	20.21					
	EER (BTU/WATT-HR)	4.22	4.49	4.78	5.08	5.41	5.76	6.13	6.54	6.98					
	Current (AMPS)	19.49	20.36	21.24	22.13	23.03	23.94	24.85	25.78	26.71					

Physical Data							
Model	Nominal HP	Displ. CFM	No. of Cylinders	Suction Line Size (in)	Discharge Line Size (in)	Shipping Weight (lbs)	Oil Charge (pints)
06DM808	3	8	2	7/8	5/8	160	3

Available Voltages
208/230-3-60
460-3-60
575-3-60

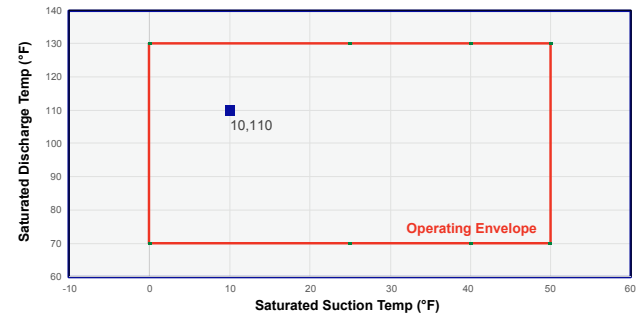


Tabular Data Summary – Fixed RGT = 65°F Subcooling = 0°F Voltage: 460-3-60Hz

Saturated Condensing Temperature (F)		-10	-5	0	5	10	15	20	25	30	35	40	45	50	55
90	Capacity (Btu/hr)				21727	24869	28315	32088	36208	40699	45581	50877	56610	62800	
	Power (kW)				2.48	2.59	2.68	2.75	2.82	2.88	2.93	2.96	2.99	3.01	
	EER (BTU/WATT-HR)				8.74	9.62	10.59	11.65	12.83	14.14	15.58	17.17	18.93	20.87	
	Current (AMPS)				5.61	5.86	6.09	6.29	6.46	6.6	6.71	6.78	6.82	6.82	
110	Capacity (Btu/hr)				17244	19875	22754	25903	29344	33098	37189	41637	46466	51696	
	Power (kW)				2.64	2.79	2.93	3.06	3.18	3.3	3.4	3.49	3.58	3.66	
	EER (BTU/WATT-HR)				6.54	7.13	7.76	8.46	9.22	10.04	10.94	11.92	12.98	14.14	
	Current (AMPS)				5.99	6.36	6.71	7.03	7.31	7.56	7.78	7.95	8.09	8.18	
130	Capacity (Btu/hr)				12716	14802	17078	19566	22289	25267	28524	32080	35959	40180	
	Power (kW)				2.66	2.87	3.07	3.26	3.44	3.62	3.78	3.94	4.09	4.23	
	EER (BTU/WATT-HR)				4.78	5.16	5.56	6	6.47	6.99	7.55	8.15	8.8	9.5	
	Current (AMPS)				6.07	6.57	7.03	7.46	7.86	8.22	8.54	8.82	9.05	9.24	

Physical Data							
Model	Nominal HP	Displ. CFM	No. of Cylinders	Suction Line Size (in)	Discharge Line Size (in)	Shipping Weight (lbs)	Oil Charge (pints)
06DM313	5	13	4	7/8	5/8	235	4 1/2

Available Voltages
208/230-3-60
460-3-60
575-3-60

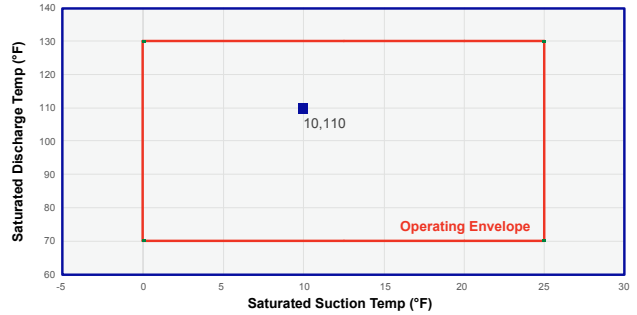


Tabular Data Summary – Fixed RGT = 65°F Subcooling = 0°F Voltage: 460-3-60Hz

Saturated Condensing Temperature (F)		-10	-5	0	5	10	15	20	25	30	35	40	45	50
90	Capacity (Btu/hr)				33740	38970	44659	50841	57548	64814	72671	81152	90290	100118
	Power (kW)				3.36	3.54	3.7	3.85	3.99	4.12	4.23	4.32	4.41	4.49
	EER (BTU/WATT-HR)				10.03	11.01	12.05	13.19	14.42	15.75	17.2	18.77	20.47	22.32
	Current (AMPS)				5.37	5.57	5.76	5.94	6.11	6.27	6.42	6.56	6.69	6.82
110	Capacity (Btu/hr)				25668	30154	35017	40291	46008	52201	58904	66149	73970	82399
	Power (kW)				3.57	3.84	4.08	4.31	4.53	4.73	4.91	5.08	5.24	5.38
	EER (BTU/WATT-HR)				7.18	7.86	8.58	9.34	10.16	11.04	11.99	13.02	14.13	15.33
	Current (AMPS)				5.61	5.92	6.22	6.52	6.82	7.12	7.41	7.71	8	8.29
130	Capacity (Btu/hr)				17435	21076	25012	29273	33893	38905	44342	50236	56620	63527
	Power (kW)				3.56	3.93	4.28	4.61	4.92	5.21	5.49	5.75	5.99	6.21
	EER (BTU/WATT-HR)				4.89	5.36	5.85	6.35	6.89	7.46	8.08	8.74	9.45	10.22
	Current (AMPS)				5.59	6.05	6.51	6.98	7.45	7.93	8.41	8.9	9.4	9.9

Physical Data							
Model	Nominal HP	Displ. CFM	No. of Cylinders	Suction Line Size (in)	Discharge Line Size (in)	Shipping Weight (lbs)	Oil Charge (pints)
06DM316	5	15.9	4	1 1/8	5/8	235	4 1/2

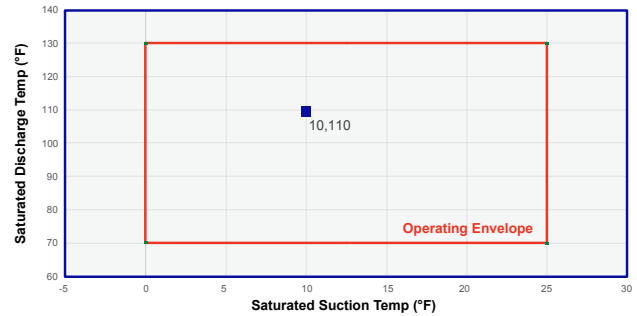
Available Voltages
208/230-3-60
460-3-60
575-3-60



Tabular Data Summary – Fixed RGT = 65°F Subcooling = 0°F Voltage: 460-3-60Hz														
Saturated Condensing Temperature (F)		-10	-5	0	5	10	15	20	25	30	35	40	45	50
90	Capacity (Btu/hr)				43564	50217	57564	65662	74568					
	Power (kW)				4.58	4.78	4.95	5.1	5.23					
	EER (BTU/WATT-HR)				9.51	10.51	11.62	12.86	14.26					
	Current (AMPS)				6.91	7.16	7.39	7.58	7.75					
110	Capacity (Btu/hr)				33855	39329	45353	51982	59272					
	Power (kW)				4.89	5.21	5.5	5.75	5.98					
	EER (BTU/WATT-HR)				6.93	7.56	8.25	9.03	9.91					
	Current (AMPS)				7.35	7.76	8.14	8.51	8.85					
130	Capacity (Btu/hr)				24418	28694	33372	38505	44152					
	Power (kW)				4.88	5.33	5.75	6.13	6.46					
	EER (BTU/WATT-HR)				5	5.38	5.81	6.29	6.83					
	Current (AMPS)				7.26	7.89	8.51	9.11	9.69					

Physical Data							
Model	Nominal HP	Displ. CFM	No. of Cylinders	Suction Line Size (in)	Discharge Line Size (in)	Shipping Weight (lbs)	Oil Charge (pints)
06DM337	10	37.1	6	1 5/8	1 1/8	325	8

Available Voltages
208/230-3-60
460-3-60
575-3-60



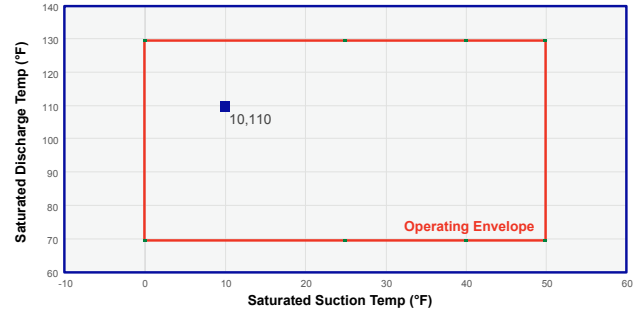
Tabular Data Summary – Fixed RGT = 65°F Subcooling = 0°F Voltage: 460-3-60Hz															
Saturated Condensing Temperature (F)		-10	-5	0	5	10	15	20	25	30	35	40	45	50	55
90	Capacity (Btu/hr)				107331	121591	137215	154314	173000						
	Power (kW)				11.13	11.59	12.03	12.44	12.79						
	EER (BTU/WATT-HR)				9.65	10.49	11.4	12.41	13.52						
	Current (AMPS)				17.03	17.76	18.41	18.97	19.44						
110	Capacity (Btu/hr)				88225	100183	113266	127585	143252						
	Power (kW)				12.63	13.35	14.04	14.69	15.29						
	EER (BTU/WATT-HR)				6.99	7.5	8.07	8.69	9.37						
	Current (AMPS)				18.41	19.43	20.41	21.32	22.16						
130	Capacity (Btu/hr)				68379	77973	88446	99909	112476						
	Power (kW)				13.28	14.29	15.26	16.19	17.07						
	EER (BTU/WATT-HR)				5.15	5.46	5.8	6.17	6.59						
	Current (AMPS)				19.4	20.65	21.88	23.08	24.24						

06DA818

R404A/R507 Refrigerants

Physical Data							
Model	Nominal HP	Displ. CFM	No. of Cylinders	Suction Line Size (in)	Discharge Line Size (in)	Shipping Weight (lbs)	Oil Charge (pints)
06DA818	6.5	18.3	4	1 1/8	7/8	250	5 1/2

Available Voltages
208/230-3-60
460-3-60
575-3-60



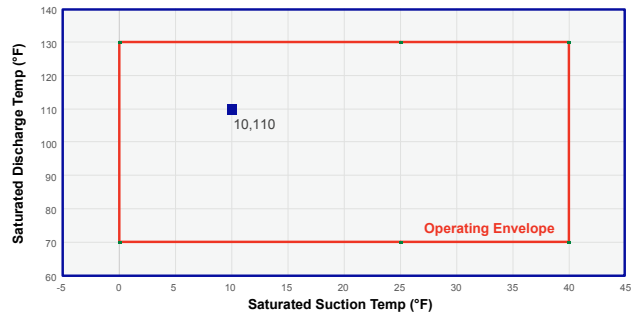
Tabular Data Summary – Fixed RGT = 65°F Subcooling = 0°F Voltage: 460-3-60Hz														
Saturated Condensing Temperature (F)		Saturated Suction Temp (°F)												
		-10	-5	0	5	10	15	20	25	30	35	40	45	50
90	Capacity (Btu/hr)				50119	57269	65036	73462	82586	92447	103084	114538	126849	140055
	Power (kW)				5.37	5.58	5.75	5.88	5.96	6.01	6	5.94	5.82	5.65
	EER (BTU/WATT-HR)				9.33	10.27	11.32	12.5	13.85	15.39	17.19	19.29	21.79	24.8
	Current (AMPS)				8.34	8.54	8.71	8.85	8.95	9	9	8.93	8.79	8.57
110	Capacity (Btu/hr)				39298	45474	52198	59509	67447	76052	85363	95421	106265	117934
	Power (kW)				5.91	6.26	6.58	6.87	7.11	7.32	7.48	7.59	7.65	7.66
	EER (BTU/WATT-HR)				6.64	7.26	7.93	8.66	9.48	10.39	11.41	12.57	13.88	15.39
	Current (AMPS)				8.9	9.26	9.61	9.94	10.25	10.51	10.73	10.91	11.02	11.06
130	Capacity (Btu/hr)				27574	32576	38052	44042	50585	57720	65487	73926	83076	92975
	Power (kW)				6.16	6.67	7.15	7.6	8.01	8.39	8.73	9.03	9.28	9.48
	EER (BTU/WATT-HR)				4.47	4.88	5.32	5.8	6.31	6.88	7.5	8.19	8.95	9.81
	Current (AMPS)				9.14	9.76	10.38	10.99	11.58	12.15	12.69	13.19	13.64	14.04

06DA825

R404A/R507 Refrigerants

Physical Data							
Model	Nominal HP	Displ. CFM	No. of Cylinders	Suction Line Size (in)	Discharge Line Size (in)	Shipping Weight (lbs)	Oil Charge (pints)
06DA825	7.5	23.9	6	1 3/8	1 1/8	315	8

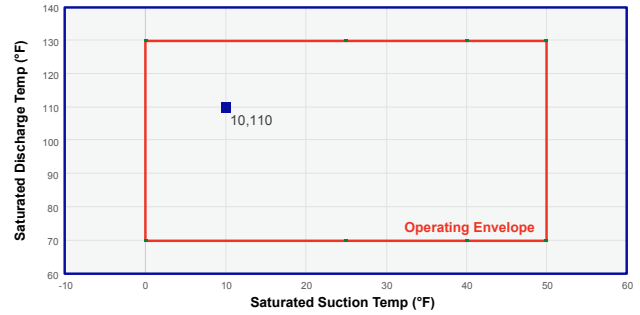
Available Voltages
208/230-3-60
460-3-60
575-3-60



Tabular Data Summary – Fixed RGT = 65°F Subcooling = 0°F Voltage: 460-3-60Hz															
Saturated Condensing Temperature (F)		Saturated Suction Temp (°F)													
		-10	-5	0	5	10	15	20	25	30	35	40	45	50	55
90	Capacity (Btu/hr)				64123	73622	83987	95275	107543	120847	135245	150793			
	Power (kW)				6.93	7.2	7.43	7.62	7.75	7.83	7.86	7.83			
	EER (BTU/WATT-HR)				9.26	10.22	11.3	12.51	13.87	15.43	17.2	19.26			
	Current (AMPS)				10.59	10.91	11.18	11.4	11.56	11.66	11.69	11.65			
110	Capacity (Btu/hr)				49683	57779	66635	76308	86853	98330	110793	124300			
	Power (kW)				7.64	8.09	8.5	8.88	9.2	9.48	9.71	9.88			
	EER (BTU/WATT-HR)				6.51	7.14	7.84	8.6	9.44	10.37	11.41	12.58			
	Current (AMPS)				11.44	11.97	12.47	12.92	13.32	13.68	13.97	14.2			
130	Capacity (Btu/hr)				34252	40707	47811	55620	64192	73582	83848	95046			
	Power (kW)				7.98	8.63	9.25	9.83	10.37	10.86	11.31	11.7			
	EER (BTU/WATT-HR)				4.29	4.72	5.17	5.66	6.19	6.77	7.41	8.12			
	Current (AMPS)				11.79	12.61	13.4	14.15	14.87	15.55	16.18	16.76			

Physical Data							
Model	Nominal HP	Displ. CFM	No. of Cylinders	Suction Line Size (in)	Discharge Line Size (in)	Shipping Weight (lbs)	Oil Charge (pints)
06DA328	10	28	6	1 3/8	1 1/8	315	8

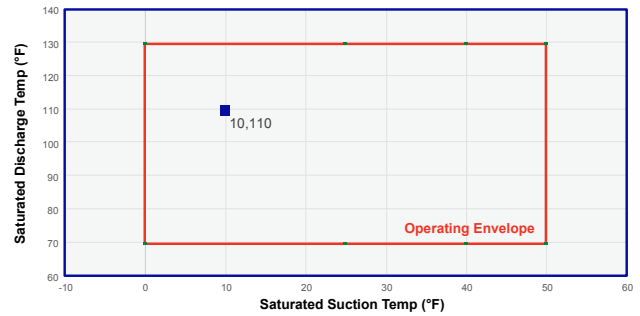
Available Voltages
208/230-3-60
460-3-60
575-3-60



Tabular Data Summary – Fixed RGT = 65°F Subcooling = 0°F Voltage: 460-3-60Hz															
Saturated Condensing Temperature (F)		-10	-5	0	5	10	15	20	25	30	35	40	45	50	55
90	Capacity (Btu/hr)				77486	88232	100035	112974	127127	142572	159386	177648	197437	218829	
	Power (kW)				8.34	8.62	8.86	9.04	9.18	9.24	9.24	9.16	9	8.76	
	EER (BTU/WATT-HR)				9.29	10.24	11.29	12.49	13.86	15.43	17.25	19.39	21.93	24.99	
	Current (AMPS)				12.43	12.79	13.1	13.34	13.5	13.58	13.58	13.47	13.26	12.94	
110	Capacity (Btu/hr)				62314	71343	81272	92177	104137	117230	131534	147128	164090	182498	
	Power (kW)				9.39	9.85	10.27	10.65	10.98	11.27	11.5	11.67	11.77	11.79	
	EER (BTU/WATT-HR)				6.63	7.25	7.92	8.66	9.48	10.4	11.44	12.61	13.94	15.48	
	Current (AMPS)				13.73	14.31	14.84	15.33	15.76	16.12	16.42	16.64	16.77	16.8	
130	Capacity (Btu/hr)				45704	52844	60719	69407	78985	89531	101124	113840	127758	142954	
	Power (kW)				10.23	10.85	11.44	12.01	12.55	13.05	13.51	13.91	14.26	14.55	
	EER (BTU/WATT-HR)				4.47	4.87	5.31	5.78	6.29	6.86	7.49	8.18	8.96	9.83	
	Current (AMPS)				14.83	15.62	16.39	17.13	17.83	18.49	19.1	19.64	20.12	20.53	

Physical Data							
Model	Nominal HP	Displ. CFM	No. of Cylinders	Suction Line Size (in)	Discharge Line Size (in)	Shipping Weight (lbs)	Oil Charge (pints)
06DA537	15	37.1	6	1 5/8	1 1/8	325	8

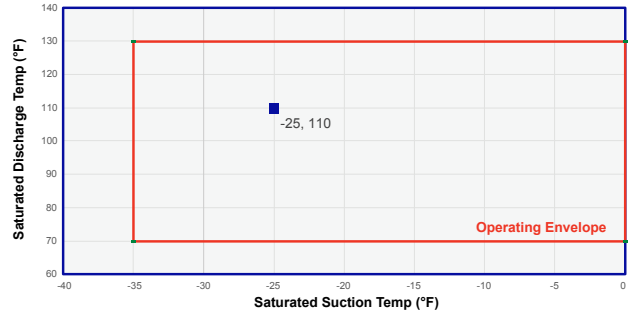
Available Voltages
208/230-3-60
460-3-60
575-3-60



Tabular Data Summary – Fixed RGT = 65°F Subcooling = 0°F Voltage: 460-3-60Hz															
Saturated Condensing Temperature (F)		-10	-5	0	5	10	15	20	25	30	35	40	45	50	55
90	Capacity (Btu/hr)				106816	120788	136003	152544	170493	189932	210944	233610	258014	284237	
	Power (kW)				11.06	11.48	11.84	12.13	12.34	12.48	12.52	12.47	12.32	12.06	
	EER (BTU/WATT-HR)				9.66	10.52	11.49	12.58	13.81	15.22	16.85	18.73	20.95	23.58	
	Current (AMPS)				16.76	17.26	17.69	18.03	18.29	18.44	18.5	18.43	18.24	17.92	
110	Capacity (Btu/hr)				87383	99417	112543	126840	142393	159284	177594	197407	218805	241871	
	Power (kW)				12.72	13.38	14	14.56	15.07	15.5	15.86	16.13	16.31	16.4	
	EER (BTU/WATT-HR)				6.87	7.43	8.04	8.71	9.45	10.28	11.2	12.24	13.41	14.75	
	Current (AMPS)				18.74	19.54	20.28	20.97	21.58	22.12	22.57	22.93	23.18	23.32	
130	Capacity (Btu/hr)				65177	74924	85602	97294	110081	124046	139269	155834	173822	193314	
	Power (kW)				14.08	15	15.88	16.73	17.52	18.26	18.93	19.54	20.07	20.51	
	EER (BTU/WATT-HR)				4.63	5	5.39	5.82	6.28	6.79	7.36	7.98	8.66	9.43	
	Current (AMPS)				20.38	21.53	22.66	23.74	24.77	25.74	26.65	27.48	28.23	28.88	

Physical Data									
Model	Nominal HP	Displ. CFM	No. of Cylinders	Bore (in)	Stroke (in)	Suction Line Size (in)	Discharge Line Size (in)	Shipping Weight (lbs)	Oil Charge (pints)
06DR109	3	8.7	2	2	1 3/8	7/8	5/8	190	3

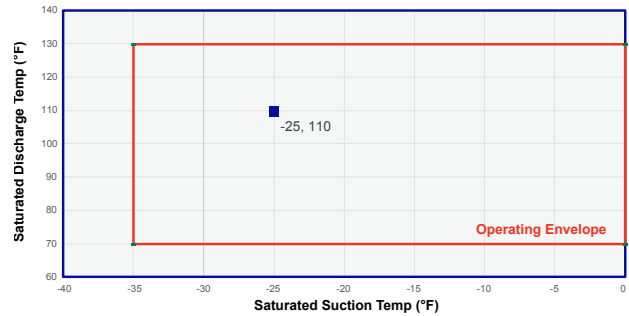
Available Voltages
208/230-3-60
460-3-60
575-3-60



Tabular Data Summary – Fixed RGT = 65°F Subcooling = 0°F Voltage: 460-3-60Hz									
Saturated Condensing Temperature (F)	Saturated Suction Temperature (F)								
	-35	-30	-25	-20	-15	-10	-5	0	
90	Capacity (Btu/hr)	5550	7143	8747	10438	12292	14383	16789	19584
	Power (kW)	1.34	1.46	1.59	1.73	1.88	2.02	2.17	2.31
	EER (BTU/WATT-HR)	4.16	4.9	5.5	6.03	6.55	7.11	7.74	8.47
	Current (AMPS)	2.25	2.37	2.52	2.7	2.89	3.09	3.3	3.52
110	Capacity (Btu/hr)	3576	5063	6557	8133	9866	11831	14105	16763
	Power (kW)	1.26	1.4	1.56	1.72	1.9	2.08	2.27	2.46
	EER (BTU/WATT-HR)	2.83	3.61	4.21	4.72	5.19	5.68	6.22	6.83
	Current (AMPS)	2.38	2.48	2.63	2.81	3.02	3.26	3.53	3.81
130	Capacity (Btu/hr)	1561	2934	4308	5759	7361	9192	11326	13839
	Power (kW)	1.19	1.34	1.52	1.71	1.91	2.12	2.34	2.57
	EER (BTU/WATT-HR)	1.31	2.18	2.84	3.38	3.86	4.33	4.84	5.39
	Current (AMPS)	2.16	2.24	2.37	2.55	2.78	3.06	3.37	3.71

Physical Data									
Model	Nominal HP	Displ. CFM	No. of Cylinders	Bore (in)	Stroke (in)	Suction Line Size (in)	Discharge Line Size (in)	Shipping Weight (lbs)	Oil Charge (pints)
06DR013	3	13	4	2	1	1 1/8	5/8	230	4 1/2

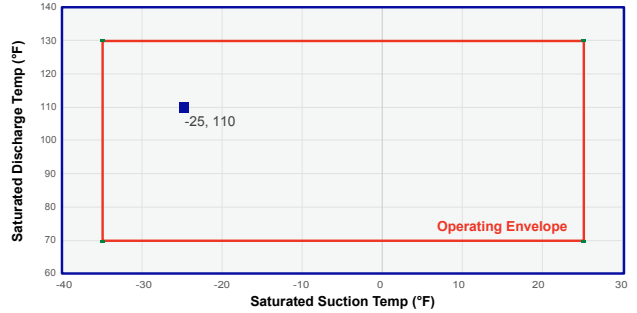
Available Voltages
208/230-3-60
460-3-60
575-3-60



Tabular Data Summary – Fixed RGT = 65°F Subcooling = 0°F Voltage: 460-3-60Hz									
Saturated Condensing Temperature (F)	Saturated Suction Temperature (F)								
	-35	-30	-25	-20	-15	-10	-5	0	
90	Capacity (Btu/hr)	8806	11041	13328	15758	18420	21404	24800	28697
	Power (kW)	1.85	2.02	2.2	2.4	2.6	2.8	3	3.18
	EER (BTU/WATT-HR)	4.76	5.48	6.06	6.57	7.08	7.63	8.27	9.03
	Current (AMPS)	2.96	3.15	3.38	3.64	3.92	4.22	4.53	4.85
110	Capacity (Btu/hr)	6294	8414	10573	12860	15366	18180	21391	25089
	Power (kW)	1.82	2	2.2	2.42	2.65	2.9	3.14	3.38
	EER (BTU/WATT-HR)	3.45	4.22	4.82	5.32	5.79	6.27	6.81	7.42
	Current (AMPS)	3.19	3.35	3.56	3.83	4.14	4.5	4.89	5.31
130	Capacity (Btu/hr)	3447	5454	7487	9634	11986	14633	17663	21167
	Power (kW)	1.86	2.02	2.22	2.45	2.71	2.98	3.26	3.54
	EER (BTU/WATT-HR)	1.86	2.7	3.37	3.93	4.43	4.91	5.42	5.98
	Current (AMPS)	3.01	3.11	3.29	3.55	3.88	4.28	4.73	5.24

Physical Data										
Model	Nominal HP	Displ. CFM	No. of Cylinders	Bore (in)	Stroke (in)	Suction Line Size (in)	Discharge Line Size (in)	Shipping Weight (lbs)	Oil Charge (pints)	
06DR316	5	15.9	4	2	1 1/4	1 1/8	5/8	235	4 1/2	

Available Voltages
208/230-3-60
460-3-60
575-3-60

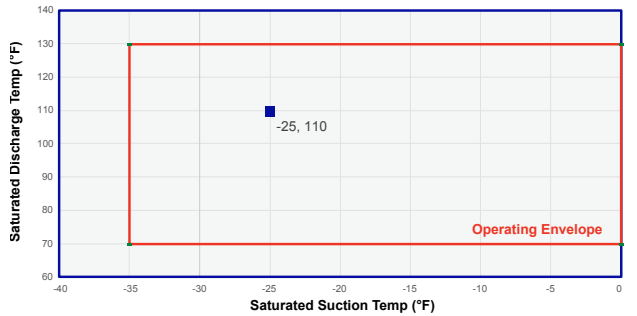


Tabular Data Summary – Fixed RGT = 65°F Subcooling = 0°F Voltage: 460-3-60Hz

Saturated Condensing Temperature (F)		Saturated Suction Temperature (F)												
		-35	-30	-25	-20	-15	-10	-5	0	5	10	15	20	25
90	Capacity (Btu/hr)	11094	13719	16411	19275	22420	25952	29979	34608	38125	42963	48151	53977	60728
	Power (kW)	2.3	2.48	2.7	2.93	3.17	3.42	3.66	3.88	4.06	4.18	4.25	4.28	4.28
	EER (BTU/WATT-HR)	4.83	5.52	6.09	6.58	7.07	7.6	8.2	8.92	9.4	10.28	11.33	12.62	14.2
	Current (AMPS)	4.19	4.35	4.54	4.76	5.02	5.33	5.7	6.14	6.49	6.94	7.38	7.84	8.34
110	Capacity (Btu/hr)	8327	10805	13334	16020	18971	22293	26093	30479	32470	36951	41577	46637	52415
	Power (kW)	2.35	2.54	2.76	3.01	3.29	3.57	3.87	4.16	4.38	4.6	4.75	4.84	4.88
	EER (BTU/WATT-HR)	3.54	4.26	4.83	5.32	5.77	6.24	6.75	7.33	7.42	8.03	8.75	9.64	10.73
	Current (AMPS)	4.51	4.65	4.83	5.07	5.38	5.77	6.24	6.82	7.52	8.27	9.08	9.97	10.97
130	Capacity (Btu/hr)	5209	7543	9911	12420	15179	18293	21870	26017	26846	30798	34692	38815	43452
	Power (kW)	2.53	2.69	2.9	3.16	3.44	3.75	4.07	4.4	4.69	5.03	5.28	5.45	5.55
	EER (BTU/WATT-HR)	2.06	2.8	3.41	3.94	4.41	4.88	5.37	5.91	5.73	6.12	6.58	7.13	7.83
	Current (AMPS)	4.32	4.43	4.61	4.89	5.26	5.74	6.33	7.04	8.21	9.26	10.42	11.73	13.22

Physical Data										
Model	Nominal HP	Displ. CFM	No. of Cylinders	Bore (in)	Stroke (in)	Suction Line Size (in)	Discharge Line Size (in)	Shipping Weight (lbs)	Oil Charge (pints)	
06DR718	5	18.3	4	2	1 7/16	1 3/8	7/8	250	5 1/2	

Available Voltages
208/230-3-60
460-3-60
575-3-60

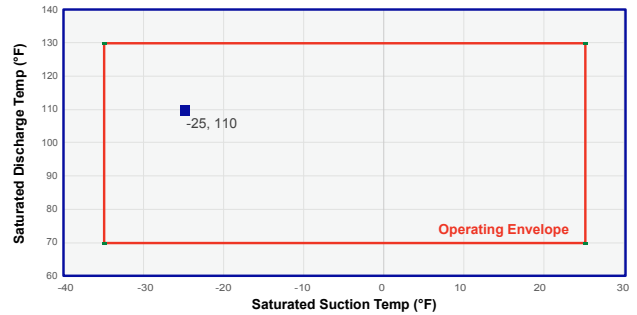


Tabular Data Summary – Fixed RGT = 65°F Subcooling = 0°F Voltage: 460-3-60Hz

Saturated Condensing Temperature (F)		Saturated Suction Temperature (F)							
		-35	-30	-25	-20	-15	-10	-5	0
90	Capacity (Btu/hr)	13226	16161	19171	22377	25904	29872	34405	39625
	Power (kW)	2.69	2.9	3.14	3.4	3.67	3.95	4.22	4.47
	EER (BTU/WATT-HR)	4.91	5.57	6.11	6.59	7.06	7.57	8.16	8.86
	Current (AMPS)	4.38	4.62	4.92	5.26	5.64	6.05	6.47	6.9
110	Capacity (Btu/hr)	10361	13115	15927	18920	22217	25938	30208	35148
	Power (kW)	2.85	3.05	3.29	3.57	3.87	4.19	4.52	4.85
	EER (BTU/WATT-HR)	3.63	4.3	4.84	5.3	5.74	6.19	6.68	7.25
	Current (AMPS)	4.83	5.03	5.32	5.67	6.09	6.56	7.07	7.62
130	Capacity (Btu/hr)	7153	9727	12343	15123	18191	21667	25675	30337
	Power (kW)	3.21	3.37	3.58	3.85	4.15	4.48	4.84	5.21
	EER (BTU/WATT-HR)	2.23	2.89	3.44	3.93	4.38	4.83	5.31	5.83
	Current (AMPS)	4.93	5.07	5.32	5.66	6.09	6.59	7.17	7.8

Physical Data									
Model	Nominal HP	Displ. CFM	No. of Cylinders	Bore (in)	Stroke (in)	Suction Line Size (in)	Discharge Line Size (in)	Shipping Weight (lbs)	Oil Charge (pints)
06DR820	6.5	20	4	2	1 9/16	1 3/8	7/8	260	5 1/2

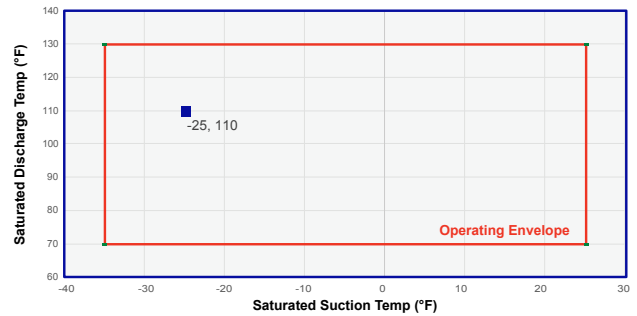
Available Voltages
208/230-3-60
460-3-60
575-3-60



Tabular Data Summary – Fixed RGT = 65°F Subcooling = 0°F Voltage: 460-3-60Hz														
Saturated Condensing Temperature (F)		Saturated Suction Temperature (F)												
		-35	-30	-25	-20	-15	-10	-5	0	5	10	15	20	25
90	Capacity (Btu/hr)	15842	19356	22986	26895	31241	36186	41891	48516	51395	58095	65229	73149	82209
	Power (kW)	3.13	3.35	3.61	3.9	4.2	4.51	4.8	5.07	5.34	5.46	5.52	5.52	5.51
	EER (BTU/WATT-HR)	5.05	5.78	6.37	6.9	7.44	8.03	8.72	9.56	9.62	10.63	11.82	13.24	14.93
	Current (AMPS)	5.98	6.15	6.38	6.67	7	7.38	7.79	8.23	8.86	9.09	9.26	9.38	9.43
110	Capacity (Btu/hr)	12572	15640	18797	22202	26018	30403	35519	41525	42629	48508	54524	61029	68374
	Power (kW)	3.47	3.64	3.87	4.16	4.49	4.85	5.21	5.57	5.86	6.11	6.27	6.37	6.42
	EER (BTU/WATT-HR)	3.63	4.3	4.85	5.33	5.79	6.27	6.82	7.46	7.27	7.94	8.69	9.58	10.65
	Current (AMPS)	6.6	6.67	6.85	7.12	7.49	7.94	8.47	9.07	9.52	10.07	10.66	11.29	11.96
130	Capacity (Btu/hr)	9511	12144	14838	17753	21050	24888	29428	34831	34701	39570	44279	49179	54623
	Power (kW)	4.09	4.17	4.34	4.58	4.88	5.23	5.62	6.02	6.44	6.82	7.1	7.29	7.41
	EER (BTU/WATT-HR)	2.33	2.91	3.42	3.88	4.31	4.75	5.24	5.79	5.39	5.8	6.24	6.75	7.38
	Current (AMPS)	6.87	6.82	6.92	7.15	7.53	8.03	8.65	9.39	10.93	12.26	13.74	15.35	17.1

Physical Data									
Model	Nominal HP	Displ. CFM	No. of Cylinders	Bore (in)	Stroke (in)	Suction Line Size (in)	Discharge Line Size (in)	Shipping Weight (lbs)	Oil Charge (pints)
06DR725	6.5	23.9	6	2	1 9/16	1 3/8	7/8	310	8

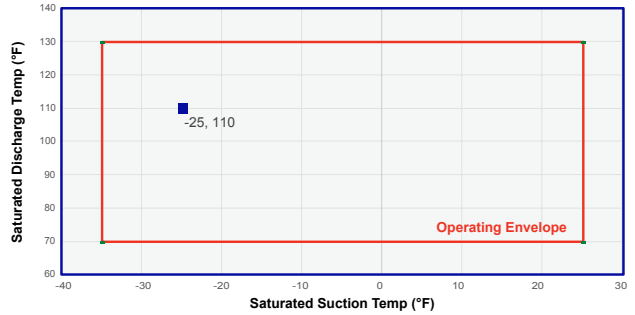
Available Voltages
208/230-3-60
460-3-60
575-3-60



Tabular Data Summary – Fixed RGT = 65°F Subcooling = 0°F Voltage: 460-3-60Hz														
Saturated Condensing Temperature (F)		Saturated Suction Temperature (F)												
		-35	-30	-25	-20	-15	-10	-5	0	5	10	15	20	25
90	Capacity (Btu/hr)	16554	20640	24883	29483	34636	40541	47395	55397	59602	67836	76800	87211	99787
	Power (kW)	3.47	3.75	4.07	4.42	4.79	5.16	5.52	5.86	6.17	6.34	6.43	6.47	6.48
	EER (BTU/WATT-HR)	4.77	5.5	6.11	6.66	7.23	7.85	8.58	9.46	9.66	10.7	11.94	13.47	15.4
	Current (AMPS)	5.82	6.18	6.58	7.03	7.52	8.05	8.61	9.2	9.76	10.08	10.35	10.58	10.79
110	Capacity (Btu/hr)	12611	16120	19733	23648	28063	33175	39182	46281	47632	54816	62175	70427	80287
	Power (kW)	3.75	3.98	4.28	4.63	5.02	5.44	5.88	6.31	6.67	7.01	7.25	7.4	7.5
	EER (BTU/WATT-HR)	3.36	4.05	4.61	5.11	5.59	6.1	6.67	7.33	7.14	7.82	8.58	9.52	10.71
	Current (AMPS)	6.63	6.87	7.19	7.6	8.08	8.64	9.28	9.98	10.5	11.18	11.91	12.71	13.6
130	Capacity (Btu/hr)	8830	11827	14875	18171	21913	26298	31525	37791	37449	43449	49071	55032	62048
	Power (kW)	4.39	4.51	4.73	5.02	5.39	5.8	6.26	6.74	7.16	7.68	8.07	8.35	8.55
	EER (BTU/WATT-HR)	2.01	2.62	3.15	3.62	4.07	4.53	5.04	5.61	5.23	5.66	6.08	6.59	7.25
	Current (AMPS)	7.08	7.13	7.3	7.6	8.02	8.55	9.2	9.95	11.54	12.97	14.56	16.33	18.3

Physical Data										
Model	Nominal HP	Displ. CFM	No. of Cylinders	Bore (in)	Stroke (in)	Suction Line Size (in)	Discharge Line Size (in)	Shipping Weight (lbs)	Oil Charge (pints)	
06DR228	7.5	28	6	2	1 15/32	1 5/8	7/8	315	5 1/2	

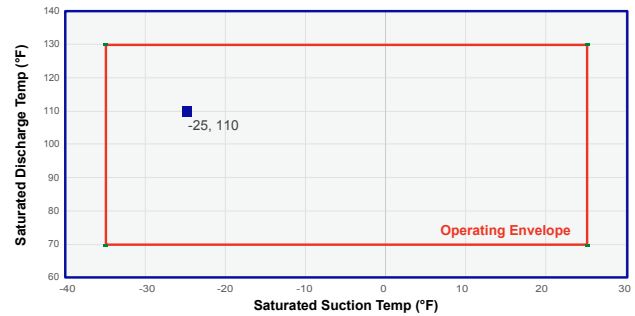
Available Voltages
208/230-3-60
460-3-60
575-3-60



Tabular Data Summary – Fixed RGT = 65°F Subcooling = 0°F Voltage: 460-3-60Hz														
Saturated Condensing Temperature (F)		Saturated Suction Temperature (F)												
		-35	-30	-25	-20	-15	-10	-5	0	5	10	15	20	25
90	Capacity (Btu/hr)	20348	25024	29960	35361	41430	48372	56392	65692	71802	81107	91676	104515	120635
	Power (kW)	4.19	4.48	4.84	5.23	5.65	6.06	6.45	6.81	7.52	7.78	8.01	8.33	8.88
	EER (BTU/WATT-HR)	4.86	5.58	6.19	6.76	7.34	7.98	8.74	9.65	9.54	10.42	11.45	12.55	13.58
	Current (AMPS)	7.38	7.66	8.02	8.45	8.93	9.46	10.02	10.61	11.01	11.54	11.93	12.37	13.04
110	Capacity (Btu/hr)	15245	19301	23572	28260	33571	39709	46876	55278	60175	68637	77480	87712	100341
	Power (kW)	4.61	4.83	5.14	5.52	5.95	6.4	6.87	7.32	8.16	8.64	9	9.37	9.9
	EER (BTU/WATT-HR)	3.31	4	4.59	5.12	5.64	6.2	6.82	7.55	7.38	7.95	8.61	9.36	10.13
	Current (AMPS)	8.41	8.54	8.78	9.13	9.58	10.11	10.72	11.4	12.06	12.71	13.16	13.6	14.22
130	Capacity (Btu/hr)	10001	13559	17286	21385	26061	31517	37958	45587	46012	54616	62720	71334	81463
	Power (kW)	5.65	5.73	5.93	6.22	6.6	7.03	7.5	7.98	8.35	9.2	9.84	10.41	11.06
	EER (BTU/WATT-HR)	1.77	2.37	2.92	3.44	3.95	4.48	5.06	5.71	5.51	5.94	6.37	6.85	7.37
	Current (AMPS)	9.52	9.41	9.45	9.64	9.97	10.43	11	11.69	12.37	13.43	14.24	14.98	15.85

Physical Data										
Model	Nominal HP	Displ. CFM	No. of Cylinders	Bore (in)	Stroke (in)	Suction Line Size (in)	Discharge Line Size (in)	Shipping Weight (lbs)	Oil Charge (pints)	
06DR337	10	37.1	6	2	1 15/16	1 5/8	1 1/8	325	8	

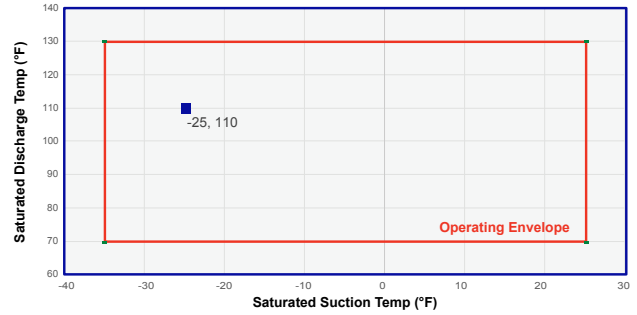
Available Voltages
208/230-3-60
460-3-60
575-3-60



Tabular Data Summary – Fixed RGT = 65°F Subcooling = 0°F Voltage: 460-3-60Hz														
Saturated Condensing Temperature (F)		Saturated Suction Temperature (F)												
		-35	-30	-25	-20	-15	-10	-5	0	5	10	15	20	25
90	Capacity (Btu/hr)	26658	33468	40521	48054	56302	65503	75891	87703	98276	110740	123396	137400	153908
	Power (kW)	5.5	6.07	6.65	7.23	7.82	8.4	8.99	9.59	10.11	10.62	11.04	11.4	11.73
	EER (BTU/WATT-HR)	4.85	5.51	6.09	6.65	7.2	7.8	8.44	9.15	9.72	10.43	11.18	12.05	13.12
	Current (AMPS)	9.6	10.17	10.79	11.45	12.15	12.87	13.62	14.39	14.9	15.47	16	16.49	16.96
110	Capacity (Btu/hr)	18389	25010	31787	38954	46747	55403	65156	76244	83051	94872	106276	118418	132453
	Power (kW)	5.78	6.38	7	7.66	8.34	9.05	9.79	10.55	11.17	11.9	12.54	13.12	13.69
	EER (BTU/WATT-HR)	3.18	3.92	4.54	5.09	5.61	6.12	6.66	7.23	7.44	7.97	8.48	9.02	9.68
	Current (AMPS)	9.74	10.38	11.08	11.86	12.69	13.58	14.52	15.5	16.24	17.21	18.1	18.93	19.69
130	Capacity (Btu/hr)	8736	15259	21847	28738	36166	44367	53578	64033	62135	73419	83679	94068	105740
	Power (kW)	6.15	6.72	7.35	8.03	8.76	9.54	10.38	11.26	12.18	13.17	14.08	14.93	15.77
	EER (BTU/WATT-HR)	1.42	2.27	2.97	3.58	4.13	4.65	5.16	5.68	5.1	5.58	5.94	6.3	6.71
	Current (AMPS)	9.91	10.55	11.29	12.13	13.05	14.05	15.13	16.27	16.46	18.03	19.49	20.86	22.13

Physical Data									
Model	Nominal HP	Displ. CFM	No. of Cylinders	Bore (in)	Stroke (in)	Suction Line Size (in)	Discharge Line Size (in)	Shipping Weight (lbs)	Oil Charge (pints)
06DR541	15	41	6	2	2 5/32	1 5/8	1 1/8	325	8

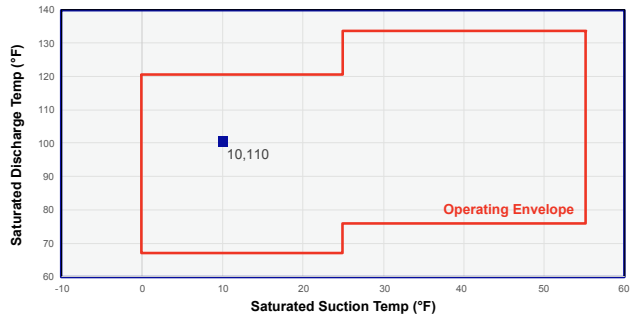
Available Voltages
208/230-3-60
460-3-60
575-3-60



Tabular Data Summary – Fixed RGT = 65°F Subcooling = 0°F Voltage: 460-3-60Hz														
Saturated Condensing Temperature (F)		Saturated Suction Temperature (F)												
		-35	-30	-25	-20	-15	-10	-5	0	5	10	15	20	25
90	Capacity (Btu/hr)	30711	37575	44720	52490	61231	71285	82999	96715	107810	122178	137515	154683	174548
	Power (kW)	6.48	7.19	7.86	8.49	9.11	9.73	10.36	11.02	11.57	11.95	12.2	12.35	12.45
	EER (BTU/WATT-HR)	4.74	5.22	5.69	6.18	6.72	7.33	8.01	8.78	9.32	10.22	11.27	12.52	14.02
	Current (AMPS)	13.6	14.43	15.19	15.91	16.64	17.44	18.33	19.38	20.27	21.13	21.85	22.46	22.98
110	Capacity (Btu/hr)	21600	28789	35944	43407	51522	60635	71088	83225	89276	101904	114871	129038	145271
	Power (kW)	6.37	7.28	8.11	8.9	9.65	10.38	11.11	11.85	12.49	13.15	13.63	13.98	14.24
	EER (BTU/WATT-HR)	3.39	3.96	4.43	4.88	5.34	5.84	6.4	7.03	7.15	7.75	8.43	9.23	10.2
	Current (AMPS)	14.01	15.05	15.99	16.88	17.76	18.68	19.69	20.82	22.23	23.64	25.02	26.39	27.79
130	Capacity (Btu/hr)	9652	17655	25306	32951	40932	49594	59279	70333	72439	82882	93034	103759	115919
	Power (kW)	6.26	7.36	8.37	9.32	10.21	11.06	11.89	12.7	13.46	14.41	15.13	15.69	16.11
	EER (BTU/WATT-HR)	1.54	2.4	3.02	3.54	4.01	4.48	4.99	5.54	5.38	5.75	6.15	6.61	7.2
	Current (AMPS)	13.26	14.61	15.83	16.99	18.11	19.26	20.47	21.78	23.27	25.13	27.06	29.1	31.28

Physical Data									
Model	Nominal HP	Displ. CFM	No. of Cylinders	Bore (in)	Stroke (in)	Suction Line Size (in)	Discharge Line Size (in)	Shipping Weight (lbs)	Oil Charge (pints)
06DM808	3	8	2	2	1 1/4	7/8	5/8	160	3

Available Voltages
208/230-3-60
460-3-60
575-3-60



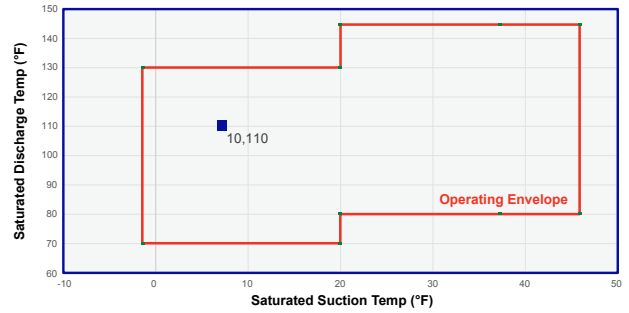
Tabular Data Summary – Fixed RGT = 65°F Subcooling = 0°F Voltage: 460-3-60Hz													
Saturated Condensing Temperature (F)		Saturated Suction Temperature (F)											
		-10	-5	0	5	10	15	20	25	30	35	40	45
90	Capacity (Btu/hr)				19086	21885	24870	28174	31929	36264	41313	47207	54077
	Power (kW)				2	2.07	2.09	2.1	2.08	2.06	2.03	2.01	2
	EER (BTU/WATT-HR)				9.54	10.6	11.87	13.44	15.34	17.64	20.37	23.51	27
	Current (AMPS)				3.29	3.41	3.5	3.56	3.62	3.66	3.72	3.78	3.87
110	Capacity (Btu/hr)				14905	17393	19952	22713	25807	29365	33519	38400	44140
	Power (kW)				2.09	2.21	2.3	2.36	2.39	2.42	2.44	2.46	2.5
	EER (BTU/WATT-HR)				7.13	7.86	8.67	9.63	10.78	12.14	13.75	15.6	17.66
	Current (AMPS)				3.55	3.75	3.95	4.15	4.36	4.6	4.86	5.15	5.5
130	Capacity (Btu/hr)				11136	13225	15268	17396	19740	22432	25603	29385	33909
	Power (kW)				2.12	2.31	2.47	2.59	2.69	2.77	2.85	2.93	3.01
	EER (BTU/WATT-HR)				5.25	5.71	6.19	6.72	7.34	8.1	8.99	10.04	11.25
	Current (AMPS)				3.48	3.82	4.18	4.56	4.98	5.44	5.96	6.54	7.19

Physical Data

Model	Nominal HP	Displ. CFM	No. of Cylinders	Bore (in)	Stroke (in)	Suction Line Size (in)	Discharge Line Size (in)	Shipping Weight (lbs)	Oil Charge (pints)
06DM313	5	13	4	2	1	7/8	5/8	235	4 1/2

Available Voltages

208/230-3-60
460-3-60
575-3-60



Tabular Data Summary – Fixed RGT = 65°F Subcooling = 0°F Voltage: 460-3-60Hz

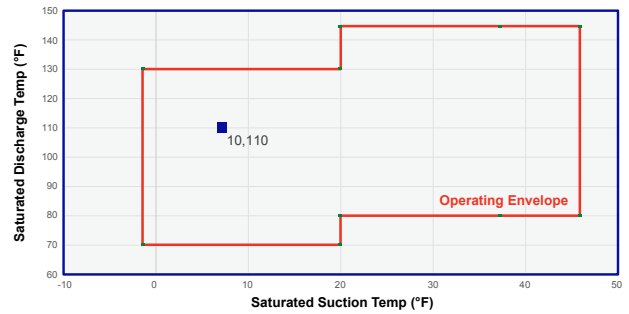
Saturated Condensing Temperature (F)		Saturated Suction Temperature (F)											
		-10	-5	0	5	10	15	20	25	30	35	40	45
90	Capacity (Btu/hr)				29323	33847	38705	44106	50259	57376	65665	75336	86599
	Power (kW)				3.19	3.3	3.36	3.37	3.35	3.32	3.28	3.24	3.23
	EER (BTU/WATT-HR)				9.19	10.25	11.53	13.09	14.99	17.3	20.04	23.22	26.8
	Current (AMPS)				5.35	5.56	5.72	5.84	5.95	6.04	6.14	6.25	6.4
110	Capacity (Btu/hr)				22390	26355	30462	34918	39935	45722	52487	60441	69793
	Power (kW)				3.25	3.46	3.6	3.7	3.77	3.82	3.86	3.91	3.97
	EER (BTU/WATT-HR)				6.89	7.63	8.46	9.43	10.58	11.96	13.58	15.45	17.56
	Current (AMPS)				5.71	6.07	6.42	6.77	7.13	7.52	7.95	8.44	8.99
130	Capacity (Btu/hr)				16307	19593	22827	26220	29981	34318	39443	45563	52889
	Power (kW)				3.21	3.52	3.77	3.98	4.14	4.29	4.43	4.56	4.72
	EER (BTU/WATT-HR)				5.08	5.56	6.05	6.59	7.23	8	8.91	9.98	11.22
	Current (AMPS)				5.52	6.08	6.66	7.27	7.94	8.67	9.48	10.37	11.38

Physical Data

Model	Nominal HP	Displ. CFM	No. of Cylinders	Bore (in)	Stroke (in)	Suction Line Size (in)	Discharge Line Size (in)	Shipping Weight (lbs)	Oil Charge (pints)
06DM316	5	15.9	4	2	1 1/4	1 1/8	5/8	235	4 1/2

Available Voltages

208/230-3-60
460-3-60
575-3-60

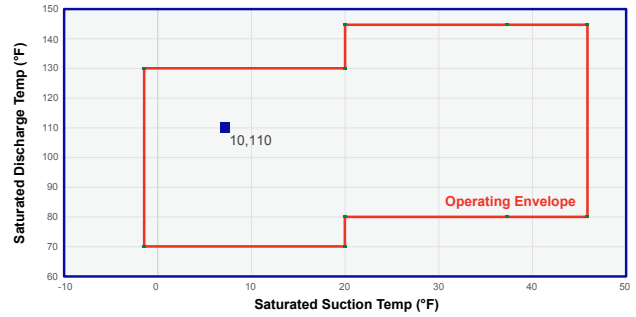


Tabular Data Summary – Fixed RGT = 65°F Subcooling = 0°F Voltage: 460-3-60Hz

Saturated Condensing Temperature (F)		Saturated Suction Temperature (F)											
		-10	-5	0	5	10	15	20	25	30	35	40	45
90	Capacity (Btu/hr)				37135	42576	48414	54909	62322	70914	80948	92683	106382
	Power (kW)				3.85	4.01	4.11	4.15	4.16	4.15	4.13	4.13	4.15
	EER (BTU/WATT-HR)				9.65	10.62	11.79	13.23	14.98	17.1	19.59	22.47	25.66
	Current (AMPS)				6.28	6.53	6.73	6.91	7.08	7.25	7.43	7.64	7.88
110	Capacity (Btu/hr)				29176	33922	38830	44160	50173	57131	65293	74922	86277
	Power (kW)				4.12	4.4	4.6	4.76	4.87	4.96	5.04	5.13	5.24
	EER (BTU/WATT-HR)				7.09	7.72	8.43	9.28	10.3	11.52	12.96	14.61	16.48
	Current (AMPS)				6.84	7.3	7.79	8.32	8.9	9.56	10.29	11.11	12.04
130	Capacity (Btu/hr)				22196	26114	29959	33992	38474	43667	49829	57224	66111
	Power (kW)				4.29	4.7	5.04	5.31	5.55	5.75	5.95	6.14	6.36
	EER (BTU/WATT-HR)				5.18	5.56	5.95	6.4	6.93	7.59	8.38	9.31	10.4
	Current (AMPS)				6.97	7.74	8.61	9.59	10.69	11.92	13.3	14.84	16.56

Physical Data									
Model	Nominal HP	Displ. CFM	No. of Cylinders	Bore (in)	Stroke (in)	Suction Line Size (in)	Discharge Line Size (in)	Shipping Weight (lbs)	Oil Charge (pints)
06DM337	10	37.1	6	2	1 15/16	1 5/8	1 1/8	325	8

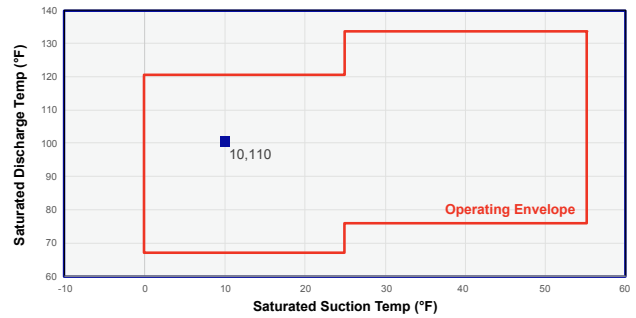
Available Voltages
208/230-3-60
460-3-60
575-3-60



Tabular Data Summary – Fixed RGT = 65°F Subcooling = 0°F Voltage: 460-3-60Hz													
Saturated Condensing Temperature (F)		Saturated Suction Temperature (F)											
		-10	-5	0	5	10	15	20	25	30	35	40	45
90	Capacity (Btu/hr)				91014	103508	116905	131838	148940	168844	192185	219596	251711
	Power (kW)				9.53	9.87	10.04	10.08	10.04	9.94	9.82	9.73	9.7
	EER (BTU/WATT-HR)				9.55	10.49	11.65	13.08	14.84	16.99	19.56	22.56	25.94
	Current (AMPS)				14.01	14.76	15.36	15.83	16.21	16.54	16.86	17.18	17.56
110	Capacity (Btu/hr)				73831	84703	95907	108076	121842	137838	156697	179052	205536
	Power (kW)				10.36	10.96	11.38	11.68	11.88	12.02	12.15	12.29	12.49
	EER (BTU/WATT-HR)				7.13	7.73	8.43	9.26	10.26	11.47	12.9	14.57	16.46
	Current (AMPS)				16.2	17.43	18.6	19.76	20.92	22.14	23.44	24.86	26.43
130	Capacity (Btu/hr)				58745	67718	76454	85585	95744	107563	121675	138713	159309
	Power (kW)				11.12	11.99	12.69	13.25	13.71	14.11	14.49	14.88	15.32
	EER (BTU/WATT-HR)				5.28	5.65	6.03	6.46	6.98	7.62	8.4	9.32	10.4
	Current (AMPS)				17.11	18.83	20.59	22.44	24.41	26.52	28.82	31.34	34.11

Physical Data									
Model	Nominal HP	Displ. CFM	No. of Cylinders	Bore (in)	Stroke (in)	Suction Line Size (in)	Discharge Line Size (in)	Shipping Weight (lbs)	Oil Charge (pints)
06DA818	6.5	18.3	4	2	1 7/16	1 1/8	7/8	250	5 1/2

Available Voltages
208/230-3-60
460-3-60
575-3-60



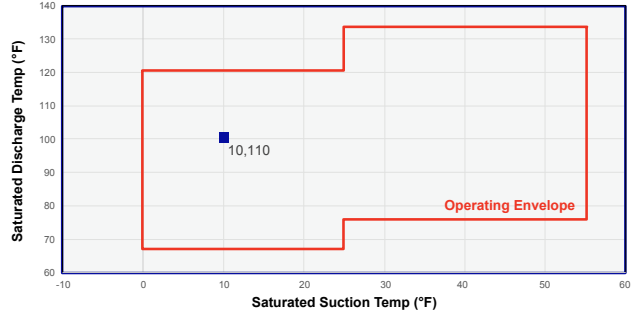
Tabular Data Summary – Fixed RGT = 65°F Subcooling = 0°F Voltage: 460-3-60Hz													
Saturated Condensing Temperature (F)		Saturated Suction Temperature (F)											
		-10	-5	0	5	10	15	20	25	30	35	40	45
90	Capacity (Btu/hr)				43250	49663	56513	64098	72717	82671	94259	107781	123536
	Power (kW)				4.42	4.59	4.69	4.72	4.71	4.67	4.63	4.6	4.6
	EER (BTU/WATT-HR)				9.78	10.81	12.06	13.58	15.44	17.69	20.36	23.44	26.88
	Current (AMPS)				7.5	7.82	8.06	8.25	8.41	8.56	8.71	8.89	9.12
110	Capacity (Btu/hr)				33600	39293	45154	51482	58577	66739	76265	87456	100611
	Power (kW)				4.57	4.87	5.1	5.26	5.37	5.46	5.53	5.61	5.72
	EER (BTU/WATT-HR)				7.36	8.06	8.86	9.79	10.9	12.23	13.78	15.58	17.59
	Current (AMPS)				8.05	8.56	9.05	9.53	10.03	10.56	11.15	11.8	12.55
130	Capacity (Btu/hr)				24936	29706	34377	39249	44621	50792	58061	66727	77090
	Power (kW)				4.57	5.03	5.41	5.71	5.97	6.19	6.4	6.62	6.85
	EER (BTU/WATT-HR)				5.46	5.91	6.36	6.87	7.47	8.2	9.07	10.09	11.25
	Current (AMPS)				7.86	8.61	9.38	10.2	11.07	12.02	13.08	14.25	15.56

Physical Data

Model	Nominal HP	Displ. CFM	No. of Cylinders	Bore (in)	Stroke (in)	Suction Line Size (in)	Discharge Line Size (in)	Shipping Weight (lbs)	Oil Charge (pints)
06DA825	7.5	23.9	6	2	1 9/16	1 3/8	1 1/8	315	8

Available Voltages

208/230-3-60
460-3-60
575-3-60



Tabular Data Summary – Fixed RGT = 65°F Subcooling = 0°F Voltage: 460-3-60Hz

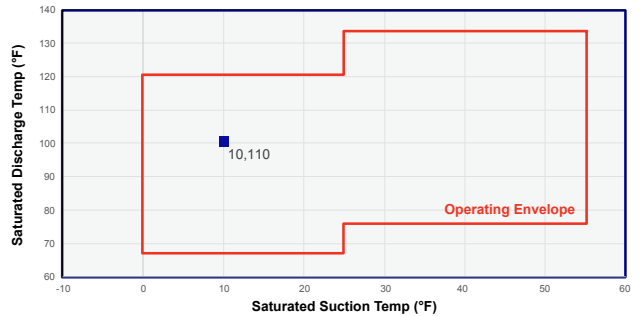
Saturated Condensing Temperature (F)	Saturated Suction Temperature (F)												
	-10	-5	0	5	10	15	20	25	30	35	40	45	
90	Capacity (Btu/hr)				54694	62993	71968	82021	93555	106972	122673	141061	162537
	Power (kW)				5.59	5.8	5.92	5.97	5.99	5.98	5.97	5.99	6.07
	EER (BTU/WATT-HR)				9.79	10.86	12.16	13.73	15.63	17.9	20.54	23.53	26.79
	Current (AMPS)				9.13	9.55	9.88	10.16	10.4	10.64	10.89	11.18	11.55
110	Capacity (Btu/hr)				42403	49545	56977	65101	74317	85028	97635	112540	130144
	Power (kW)				5.88	6.24	6.5	6.69	6.83	6.95	7.06	7.19	7.37
	EER (BTU/WATT-HR)				7.21	7.94	8.76	9.73	10.88	12.24	13.83	15.65	17.66
	Current (AMPS)				10.02	10.67	11.3	11.93	12.58	13.28	14.06	14.94	15.95
130	Capacity (Btu/hr)				31920	37750	43484	49524	56270	64125	73490	84766	98355
	Power (kW)				6.09	6.62	7.05	7.39	7.68	7.94	8.19	8.46	8.76
	EER (BTU/WATT-HR)				5.24	5.7	6.17	6.7	7.32	8.07	8.97	10.02	11.23
	Current (AMPS)				10.05	10.98	11.95	12.98	14.09	15.31	16.66	18.17	19.86

Physical Data

Model	Nominal HP	Displ. CFM	No. of Cylinders	Bore (in)	Stroke (in)	Suction Line Size (in)	Discharge Line Size (in)	Shipping Weight (lbs)	Oil Charge (pints)
06DA328	10	28	6	2	1 15/32	1 3/8	1 1/8	315	8

Available Voltages

208/230-3-60
460-3-60
575-3-60

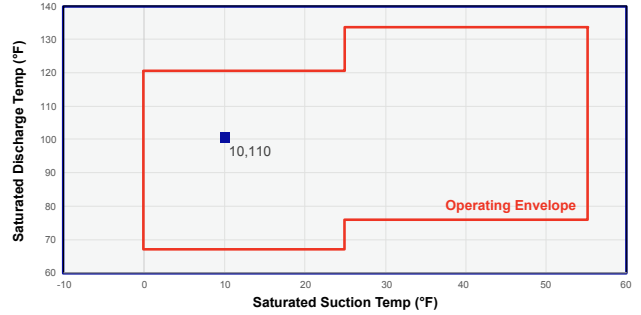


Tabular Data Summary – Fixed RGT = 65°F Subcooling = 0°F Voltage: 460-3-60Hz

Saturated Condensing Temperature (F)	Saturated Suction Temperature (F)												
	-10	-5	0	5	10	15	20	25	30	35	40	45	
90	Capacity (Btu/hr)				67173	76747	87079	98653	111956	127471	145684	167079	192141
	Power (kW)				6.91	7.14	7.25	7.28	7.26	7.2	7.14	7.11	7.12
	EER (BTU/WATT-HR)				9.72	10.75	12.01	13.54	15.42	17.7	20.4	23.51	26.97
	Current (AMPS)				10.69	11.22	11.64	11.98	12.26	12.51	12.77	13.04	13.37
110	Capacity (Btu/hr)				53712	61971	70524	79858	90456	102802	117381	134677	155173
	Power (kW)				7.32	7.71	7.99	8.19	8.32	8.42	8.52	8.64	8.8
	EER (BTU/WATT-HR)				7.34	8.04	8.82	9.75	10.87	12.21	13.78	15.6	17.63
	Current (AMPS)				11.99	12.83	13.63	14.41	15.22	16.06	16.98	17.99	19.13
130	Capacity (Btu/hr)				42130	48902	55507	62431	70157	79169	89951	102988	118764
	Power (kW)				7.7	8.28	8.73	9.1	9.41	9.68	9.94	10.22	10.54
	EER (BTU/WATT-HR)				5.47	5.91	6.35	6.86	7.46	8.18	9.05	10.08	11.26
	Current (AMPS)				12.36	13.49	14.67	15.9	17.22	18.65	20.23	21.97	23.9

Physical Data									
Model	Nominal HP	Displ. CFM	No. of Cylinders	Bore (in)	Stroke (in)	Suction Line Size (in)	Discharge Line Size (in)	Shipping Weight (lbs)	Oil Charge (pints)
06DA537	15	37.1	6	2	1 15/16	1 5/8	1 1/8	325	8


Available Voltages
208/230-3-60
460-3-60
575-3-60



Tabular Data Summary – Fixed RGT = 65°F Subcooling = 0°F Voltage: 460-3-60Hz													
Saturated Condensing Temperature (F)		Saturated Suction Temperature (F)											
		-10	-5	0	5	10	15	20	25	30	35	40	45
90	Capacity (Btu/hr)				92876	105696	119479	134882	152560	173169	197365	225804	259141
	Power (kW)				9.72	10.09	10.3	10.38	10.37	10.3	10.22	10.16	10.15
	EER (BTU/WATT-HR)				9.55	10.47	11.6	13	14.72	16.81	19.31	22.23	25.52
	Current (AMPS)				15.2	15.96	16.57	17.06	17.47	17.84	18.2	18.58	19.03
110	Capacity (Btu/hr)				75243	86370	97852	110342	124497	140970	160417	183494	210855
	Power (kW)				10.32	10.94	11.4	11.73	11.98	12.17	12.34	12.53	12.78
	EER (BTU/WATT-HR)				7.29	7.89	8.58	9.4	10.4	11.59	13	14.64	16.49
	Current (AMPS)				16.92	18.11	19.26	20.41	21.59	22.85	24.21	25.72	27.4
130	Capacity (Btu/hr)				59870	69037	77950	87263	97631	109709	124152	141614	162751
	Power (kW)				10.88	11.76	12.47	13.06	13.56	14.01	14.44	14.89	15.4
	EER (BTU/WATT-HR)				5.5	5.87	6.25	6.68	7.2	7.83	8.6	9.51	10.56
	Current (AMPS)				17.37	19	20.72	22.54	24.52	26.68	29.07	31.71	34.65

THE MOST ADVANCED COMPRESSOR
TECHNOLOGY AVAILABLE

06E RECIPROCATING COMPRESSOR



06EM450

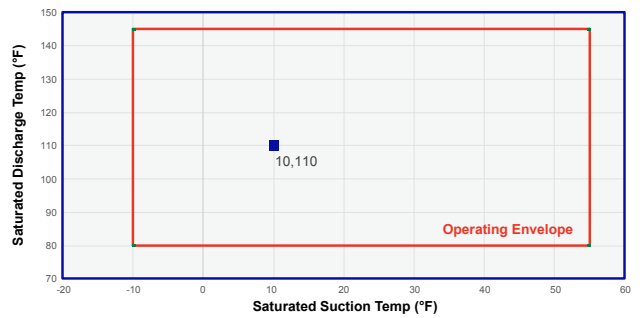
R134a Refrigerant

Physical Data

Model	Nominal HP	Displ. CFM	No. of Cylinders	Suction Line Size (in)	Discharge Line Size (in)	Shipping Weight (lbs)	Oil Charge (pints)
06EM450	15	50.3	4	2 1/8	1 1/8	430	14

Available Voltages

208/230-3-60
460-3-60
575-3-60
208/230/460-3-60

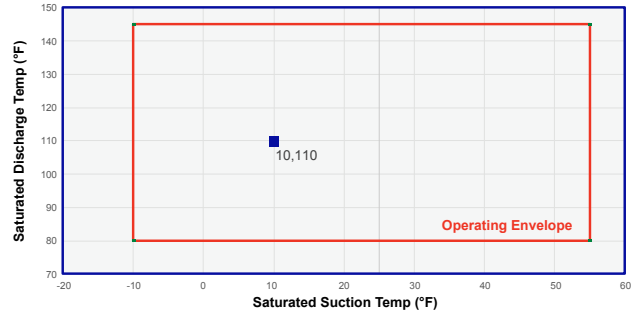


Tabular Data Summary – Fixed RGT = 65°F Subcooling = 0°F Voltage: 460-3-60Hz

Saturated Condensing Temperature (F)		-10	-5	0	5	10	15	20	25	30	35	40	45	50	55
90	Capacity (Btu/hr)	38972	46799	55615	65518	76605	88971	102715	117932	134720	153176	173397	195479	219519	245615
	Power (kW)	5.79	6.31	6.84	7.35	7.85	8.33	8.78	9.19	9.56	9.87	10.12	10.31	10.42	10.44
	EER (BTU/WATT-HR)	6.73	7.41	8.14	8.91	9.76	10.68	11.7	12.83	14.1	15.52	17.13	18.97	21.08	23.53
	Current (AMPS)	12.31	13.2	14.06	14.87	15.63	16.34	16.98	17.55	18.04	18.46	18.79	19.03	19.17	19.21
110	Capacity (Btu/hr)	29044	36176	44089	52878	62640	73473	85474	98739	113365	129449	147088	166378	187418	210303
	Power (kW)	5.68	6.28	6.9	7.53	8.18	8.82	9.45	10.07	10.66	11.22	11.75	12.22	12.64	13
	EER (BTU/WATT-HR)	5.11	5.76	6.39	7.02	7.66	8.33	9.04	9.81	10.63	11.53	12.52	13.61	14.82	16.17
Current (AMPS)	11.76	12.95	14.07	15.14	16.15	17.09	17.95	18.73	19.42	20.02	20.52	20.92	21.21	21.38	
130	Capacity (Btu/hr)	19657	25718	32349	39647	47709	56632	66513	77448	89535	102870	117550	133673	151334	170632
	Power (kW)	5.06	5.74	6.47	7.24	8.03	8.85	9.67	10.51	11.34	12.16	12.96	13.74	14.49	15.19
	EER (BTU/WATT-HR)	3.89	4.48	5	5.48	5.94	6.4	6.88	7.37	7.9	8.46	9.07	9.73	10.44	11.23
	Current (AMPS)	10.47	11.95	13.36	14.69	15.96	17.14	18.23	19.23	20.12	20.92	21.6	22.17	22.61	22.93

Physical Data							
Model	Nominal HP	Displ. CFM	No. of Cylinders	Suction Line Size (in)	Discharge Line Size (in)	Shipping Weight (lbs)	Oil Charge (pints)
06EM475	25	75.4	6	2 1/8	1 3/8	490	19

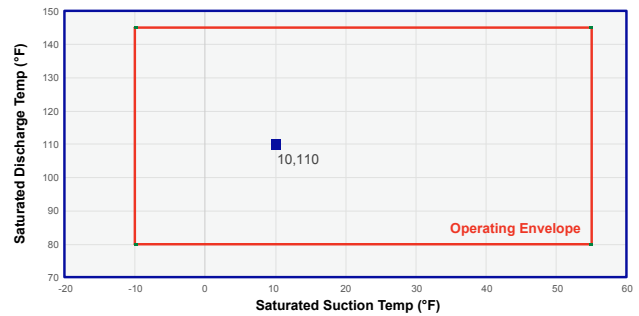
Available Voltages	
208/230-3-60	
460-3-60	
575-3-60	
208/230/460-3-60	



Tabular Data Summary – Fixed RGT = 65°F Subcooling = 0°F Voltage: 460-3-60Hz															
Saturated Condensing Temperature (F)		-10	-5	0	5	10	15	20	25	30	35	40	45	50	55
90	Capacity (Btu/hr)	62082	74630	88532	103912	120894	139603	160163	182698	207333	234191	263398	295078	329354	366351
	Power (kW)	8.67	9.51	10.33	11.12	11.86	12.55	13.18	13.73	14.21	14.61	14.9	15.09	15.17	15.13
	EER (BTU/WATT-HR)	7.16	7.85	8.57	9.35	10.2	11.13	12.16	13.3	14.59	16.03	17.67	19.55	21.71	24.22
	Current (AMPS)	16.36	17.48	18.5	19.42	20.24	20.97	21.6	22.15	22.61	23	23.31	23.54	23.71	23.81
110	Capacity (Btu/hr)	45470	57313	70245	84391	99875	116822	135356	155601	177681	201721	227845	256178	286843	319964
	Power (kW)	8.35	9.43	10.51	11.57	12.6	13.6	14.56	15.47	16.32	17.1	17.8	18.41	18.93	19.34
	EER (BTU/WATT-HR)	5.45	6.08	6.69	7.3	7.92	8.59	9.29	10.06	10.89	11.8	12.8	13.91	15.15	16.54
	Current (AMPS)	16.77	17.86	18.92	19.95	20.97	21.96	22.94	23.9	24.86	25.82	26.77	27.73	28.69	29.66
130	Capacity (Btu/hr)	27789	38323	49682	61991	75374	89956	105860	123211	142133	162751	185189	209571	236022	264665
	Power (kW)	6.61	8.03	9.46	10.89	12.31	13.72	15.11	16.46	17.77	19.03	20.23	21.36	22.41	23.38
	EER (BTU/WATT-HR)	4.2	4.77	5.25	5.69	6.12	6.55	7.01	7.49	8	8.55	9.15	9.81	10.53	11.32
	Current (AMPS)	15.22	16.48	17.79	19.14	20.55	22.01	23.54	25.13	26.78	28.51	30.31	32.2	34.16	36.21

Physical Data							
Model	Nominal HP	Displ. CFM	No. of Cylinders	Suction Line Size (in)	Discharge Line Size (in)	Shipping Weight (lbs)	Oil Charge (pints)
06EM499	35	99	6	2 1/8	1 5/8	505	19

Available Voltages	
208/230-3-60	
460-3-60	
575-3-60	
208/230/460-3-60	



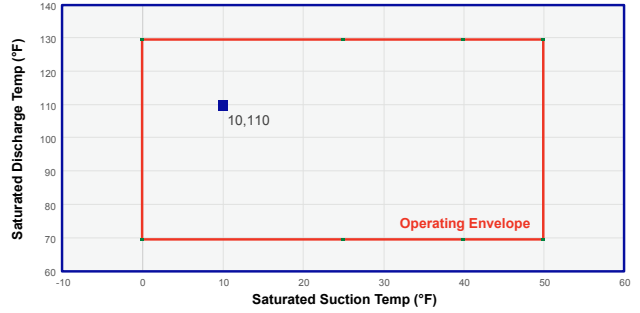
Tabular Data Summary – Fixed RGT = 65°F Subcooling = 0°F Voltage: 460-3-60Hz															
Saturated Condensing Temperature (F)		-10	-5	0	5	10	15	20	25	30	35	40	45	50	55
90	Capacity (Btu/hr)	38972	46799	55615	65518	76605	88971	102715	117932	134720	153176	173397	195479	219519	245615
	Power (kW)	5.79	6.31	6.84	7.35	7.85	8.33	8.78	9.19	9.56	9.87	10.12	10.31	10.42	10.44
	EER (BTU/WATT-HR)	6.73	7.41	8.14	8.91	9.76	10.68	11.7	12.83	14.1	15.52	17.13	18.97	21.08	23.53
	Current (AMPS)	12.31	13.2	14.06	14.87	15.63	16.34	16.98	17.55	18.04	18.46	18.79	19.03	19.17	19.21
110	Capacity (Btu/hr)	29044	36176	44089	52878	62640	73473	85474	98739	113365	129449	147088	166378	187418	210303
	Power (kW)	5.68	6.28	6.9	7.53	8.18	8.82	9.45	10.07	10.66	11.22	11.75	12.22	12.64	13
	EER (BTU/WATT-HR)	5.11	5.76	6.39	7.02	7.66	8.33	9.04	9.81	10.63	11.53	12.52	13.61	14.82	16.17
	Current (AMPS)	11.76	12.95	14.07	15.14	16.15	17.09	17.95	18.73	19.42	20.02	20.52	20.92	21.21	21.38
130	Capacity (Btu/hr)	19657	25718	32349	39647	47709	56632	66513	77448	89535	102870	117550	133673	151334	170632
	Power (kW)	5.06	5.74	6.47	7.24	8.03	8.85	9.67	10.51	11.34	12.16	12.96	13.74	14.49	15.19
	EER (BTU/WATT-HR)	3.89	4.48	5	5.48	5.94	6.4	6.88	7.37	7.9	8.46	9.07	9.73	10.44	11.23
	Current (AMPS)	10.47	11.95	13.36	14.69	15.96	17.14	18.23	19.23	20.12	20.92	21.6	22.17	22.61	22.93

Physical Data

Model	Nominal HP	Displ. CFM	No. of Cylinders	Suction Line Size (in)	Discharge Line Size (in)	Shipping Weight (lbs)	Oil Charge (pints)
06EA565	25	68.3	6	1 5/8	1 3/8	485	19

Available Voltages

208/230-3-60
460-3-60
575-3-60
208/230/460-3-60



Tabular Data Summary – Fixed RGT = 65°F Subcooling = 0°F Voltage: 460-3-60Hz

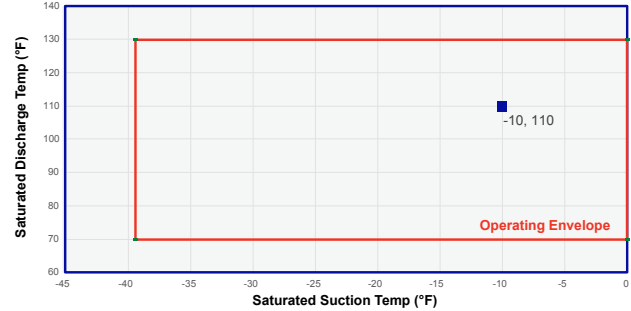
Saturated Condensing Temperature (F)		-10	-5	0	5	10	15	20	25	30	35	40	45	50	55
90	Capacity (Btu/hr)				177406	203404	231521	261912	294728	330124	368252	409266	453319	500563	
	Power (kW)				18.45	19.58	20.64	21.6	22.46	23.19	23.8	24.25	24.54	24.66	
	EER (BTU/WATT-HR)				9.62	10.39	11.22	12.12	13.12	14.23	15.47	16.88	18.47	20.3	
	Current (AMPS)				27.55	29.09	30.48	31.72	32.8	33.72	34.46	35.02	35.39	35.58	
110	Capacity (Btu/hr)				137944	160629	185051	211365	239722	270277	303182	338591	376657	417533	
	Power (kW)				19.32	20.95	22.51	23.99	25.37	26.64	27.79	28.8	29.65	30.34	
	EER (BTU/WATT-HR)				7.14	7.67	8.22	8.81	9.45	10.14	10.91	11.76	12.7	13.76	
	Current (AMPS)				28.38	30.63	32.75	34.71	36.52	38.16	39.64	40.95	42.07	43	
130	Capacity (Btu/hr)				96576	115473	135726	157488	180912	206151	233359	262689	294293	328326	
	Power (kW)				18.44	20.62	22.75	24.8	26.76	28.62	30.37	31.99	33.46	34.77	
	EER (BTU/WATT-HR)				5.24	5.6	5.97	6.35	6.76	7.2	7.68	8.21	8.8	9.44	
	Current (AMPS)				27.07	30.13	33.04	35.81	38.43	40.89	43.18	45.31	47.26	49.03	

06ER450

R404A/R507 Refrigerants

Physical Data										
Model	Nominal HP	Displ. CFM	No. of Cylinders	Bore (in)	Stroke (in)	Suction Line Size (in)	Discharge Line Size (in)	Shipping Weight (lbs)	Oil Charge (pints)	
06ER450	15	50.3	4	2 11/16	2 3/16	2 1/8	1 1/8	430	14	

Available Voltages
208/230-3-60
460-3-60
575-3-60
208/230/460-3-60



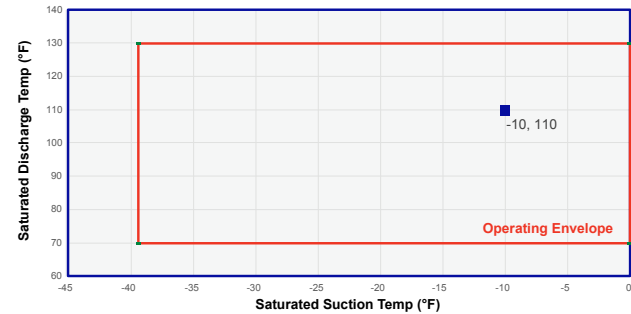
Tabular Data Summary – Fixed RGT = 65°F Subcooling = 0°F Voltage: 460-3-60Hz										
Saturated Condensing Temperature (F)		-40	-35	-30	-25	-20	-15	-10	-5	0
90	Capacity (Btu/hr)	40594	49706	59549	70187	81683	94100	107501	121950	137509
	Power (kW)	8.79	9.85	10.89	11.92	12.93	13.92	14.88	15.81	16.71
	EER (BTU/WATT-HR)	4.62	5.05	5.47	5.89	6.32	6.76	7.22	7.71	8.23
	Current (AMPS)	15.49	16.76	17.98	19.16	20.31	21.45	22.58	23.72	24.88
110	Capacity (Btu/hr)	28417	36908	45983	55705	66138	77345	89388	102333	116241
	Power (kW)	7.97	9.33	10.67	12	13.31	14.59	15.84	17.06	18.24
	EER (BTU/WATT-HR)	3.56	3.96	4.31	4.64	4.97	5.3	5.64	6	6.37
	Current (AMPS)	14.48	16.08	17.64	19.17	20.68	22.2	23.73	25.29	26.88
130	Capacity (Btu/hr)	14625	22323	30454	39083	48272	58084	68582	79830	91890
	Power (kW)	6.32	8	9.66	11.3	12.92	14.5	16.06	17.57	19.05
	EER (BTU/WATT-HR)	2.31	2.79	3.15	3.46	3.74	4	4.27	4.54	4.82
	Current (AMPS)	12.43	14.39	16.33	18.26	20.19	22.14	24.11	26.13	28.21

06ER465

R404A/R507 Refrigerants

Physical Data										
Model	Nominal HP	Displ. CFM	No. of Cylinders	Bore (in)	Stroke (in)	Suction Line Size (in)	Discharge Line Size (in)	Shipping Weight (lbs)	Oil Charge (pints)	
06ER465	20	68.3	6	2 11/16	1 63/64	2 1/8	1 3/8	480	19	

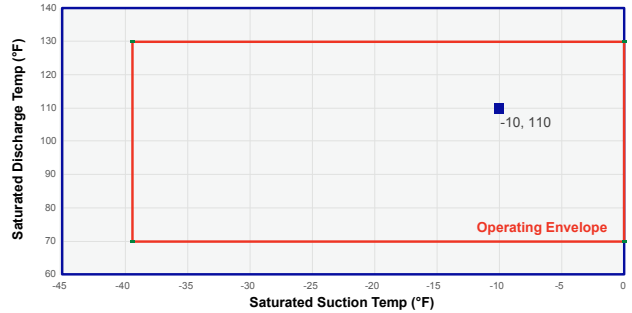
Available Voltages
208/230-3-60
460-3-60
575-3-60
208/230/460-3-60



Tabular Data Summary – Fixed RGT = 65°F Subcooling = 0°F Voltage: 460-3-60Hz										
Saturated Condensing Temperature (F)		Saturated Suction Temperature (F)								
		-40	-35	-30	-25	-20	-15	-10	-5	0
90	Capacity (Btu/hr)	52337	63032	74986	88307	103103	119479	137544	157404	179167
	Power (kW)	10.45	11.63	12.84	14.1	15.39	16.7	18.03	19.37	20.72
	EER (BTU/WATT-HR)	5.01	5.42	5.84	6.26	6.7	7.15	7.63	8.13	8.65
	Current (AMPS)	17.4	19.03	20.69	22.35	24.02	25.68	27.33	28.95	30.54
110	Capacity (Btu/hr)	37492	46452	56424	67514	79830	93479	108570	125208	143501
	Power (kW)	9.8	11.11	12.47	13.9	15.39	16.92	18.5	20.11	21.75
	EER (BTU/WATT-HR)	3.82	4.18	4.52	4.86	5.19	5.52	5.87	6.23	6.6
	Current (AMPS)	16.45	18.3	20.19	22.1	24.03	25.97	27.9	29.83	31.74
130	Capacity (Btu/hr)	24012	31133	39013	47759	57478	68276	80261	93539	108218
	Power (kW)	8.72	10.13	11.63	13.22	14.88	16.61	18.41	20.27	22.19
	EER (BTU/WATT-HR)	2.75	3.07	3.35	3.61	3.86	4.11	4.36	4.61	4.88
	Current (AMPS)	14.89	16.95	19.06	21.21	23.38	25.58	27.8	30.02	32.23

Physical Data										
Model	Nominal HP	Displ. CFM	No. of Cylinders	Bore (in)	Stroke (in)	Suction Line Size (in)	Discharge Line Size (in)	Shipping Weight (lbs)	Oil Charge (pints)	
06ER475	20	75.4	6	2 11/16	2 3/16	2 1/8	1 3/8	490	19	

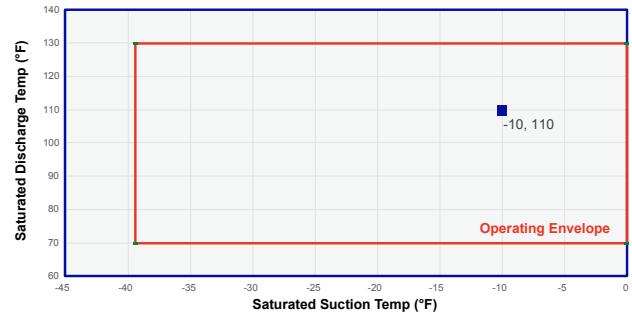
Available Voltages
208/230-3-60
460-3-60
575-3-60
208/230/460-3-60



Tabular Data Summary – Fixed RGT = 65°F Subcooling = 0°F Voltage: 460-3-60Hz										
Saturated Condensing Temperature (F)		Saturated Suction Temperature (F)								
		-40	-35	-30	-25	-20	-15	-10	-5	0
90	Capacity (Btu/hr)	57469	70381	84554	100091	117099	135682	155944	177993	201931
	Power (kW)	12.29	13.73	15.19	16.66	18.14	19.61	21.08	22.54	23.97
	EER (BTU/WATT-HR)	4.67	5.12	5.57	6.01	6.46	6.92	7.4	7.9	8.42
	Current (AMPS)	19.96	21.84	23.71	25.58	27.46	29.34	31.23	33.13	35.06
110	Capacity (Btu/hr)	41173	52656	65179	78846	93763	110035	127768	147065	168034
	Power (kW)	11.4	13.08	14.81	16.56	18.35	20.15	21.97	23.8	25.63
	EER (BTU/WATT-HR)	3.61	4.02	4.4	4.76	5.11	5.46	5.81	6.18	6.56
	Current (AMPS)	18.66	20.85	23.05	25.27	27.52	29.81	32.12	34.48	36.87
130	Capacity (Btu/hr)	24160	33939	44533	56046	68582	82248	97147	113385	131066
	Power (kW)	9.64	11.54	13.5	15.51	17.57	19.67	21.81	23.98	26.17
	EER (BTU/WATT-HR)	2.51	2.94	3.3	3.61	3.9	4.18	4.45	4.73	5.01
	Current (AMPS)	16.42	18.9	21.43	24.01	26.63	29.32	32.06	34.86	37.73

Physical Data										
Model	Nominal HP	Displ. CFM	No. of Cylinders	Bore (in)	Stroke (in)	Suction Line Size (in)	Discharge Line Size (in)	Shipping Weight (lbs)	Oil Charge (pints)	
06ER399	30	99	6	2 11/16	2 7/8	2 1/8	1 3/8	500	19	

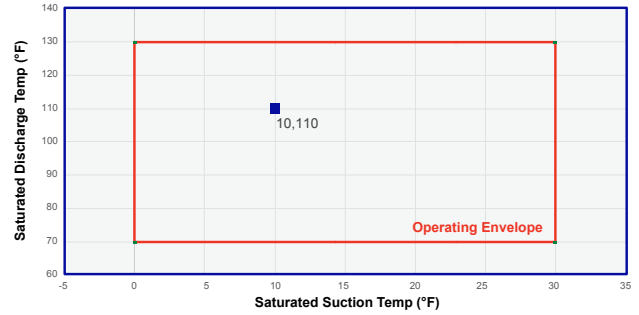
Available Voltages
208/230-3-60
460-3-60
575-3-60
208/230/460-3-60



Tabular Data Summary – Fixed RGT = 65°F Subcooling = 0°F Voltage: 460-3-60Hz										
Saturated Condensing Temperature (F)		Saturated Suction Temperature (F)								
		-35	-30	-25	-20	-15	-10	-5	0	
90	Capacity (Btu/hr)	62792	79103	95960	114045	134039	156623	182479	212290	
	Power (kW)	16.94	18.29	19.86	21.6	23.47	25.45	27.5	29.57	
	EER (BTU/WATT-HR)	3.71	4.32	4.83	5.28	5.71	6.15	6.64	7.18	
	Current (AMPS)	26.74	28.29	30.19	32.39	34.88	37.62	40.57	43.7	
110	Capacity (Btu/hr)	45706	60572	75884	92322	110567	131300	155202	182954	
	Power (kW)	17.63	18.96	20.54	22.34	24.32	26.45	28.68	30.98	
	EER (BTU/WATT-HR)	2.59	3.2	3.69	4.13	4.55	4.96	5.41	5.91	
	Current (AMPS)	29.76	30.97	32.65	34.77	37.31	40.23	43.5	47.08	
130	Capacity (Btu/hr)	28212	41563	55260	69983	86413	105231	127116	152750	
	Power (kW)	19.29	20.5	22.01	23.77	25.76	27.93	30.25	32.68	
	EER (BTU/WATT-HR)	1.46	2.03	2.51	2.94	3.35	3.77	4.2	4.67	
	Current (AMPS)	30.51	31.31	32.72	34.7	37.23	40.27	43.8	47.77	

Physical Data							
Model	Nominal HP	Displ. CFM	No. of Cylinders	Suction Line Size (in)	Discharge Line Size (in)	Shipping Weight (lbs)	Oil Charge (pints)
06EM450	15	50.3	4	2 1/8	1 1/8	430	14

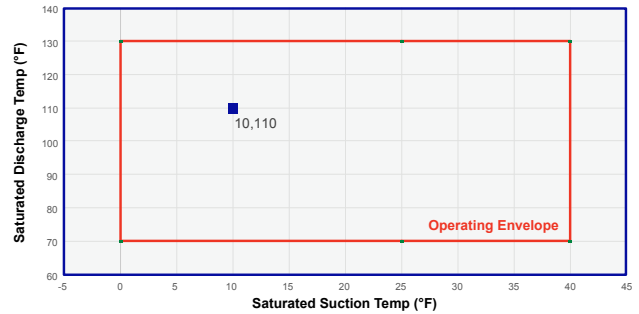
Available Voltages
208/230-3-60
460-3-60
575-3-60
208/230/460-3-60



Tabular Data Summary – Fixed RGT = 65°F Subcooling = 0°F Voltage: 460-3-60Hz															
Saturated Condensing Temperature (F)		-10	-5	0	5	10	15	20	25	30	35	40	45	50	55
90	Capacity (Btu/hr)				131836	150784	171478	194047	218621	245328					
	Power (kW)				13.57	14.39	15.15	15.84	16.46	17					
	EER (BTU/WATT-HR)				9.72	10.48	11.32	12.25	13.28	14.43					
	Current (AMPS)				21.95	22.99	23.94	24.8	25.56	26.21					
110	Capacity (Btu/hr)				104471	120524	137997	157019	177719	200224					
	Power (kW)				14.78	15.94	17.04	18.11	19.11	20.07					
	EER (BTU/WATT-HR)				7.07	7.56	8.1	8.67	9.3	9.98					
	Current (AMPS)				22.77	24.2	25.56	26.86	28.09	29.24					
130	Capacity (Btu/hr)				76765	89689	103707	118947	135536	153606					
	Power (kW)				14.57	16.05	17.52	18.95	20.36	21.74					
	EER (BTU/WATT-HR)				5.27	5.59	5.92	6.28	6.66	7.07					
	Current (AMPS)				22.66	24.46	26.22	27.95	29.64	31.28					

Physical Data							
Model	Nominal HP	Displ. CFM	No. of Cylinders	Suction Line Size (in)	Discharge Line Size (in)	Shipping Weight (lbs)	Oil Charge (pints)
06EM475	25	75.4	6	2 1/8	1 3/8	490	19

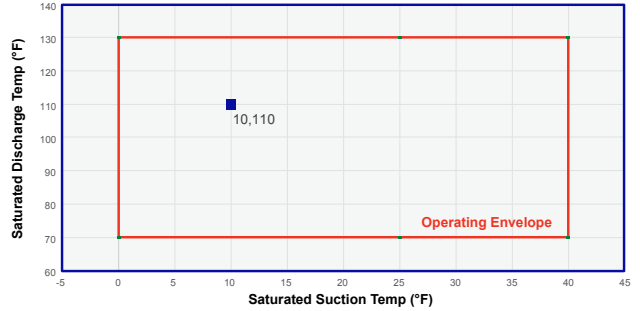
Available Voltages
208/230-3-60
460-3-60
575-3-60
208/230/460-3-60



Tabular Data Summary – Fixed RGT = 65°F Subcooling = 0°F Voltage: 460-3-60Hz															
Saturated Condensing Temperature (F)		-10	-5	0	5	10	15	20	25	30	35	40	45	50	55
90	Capacity (Btu/hr)				205768	234742	266541	301384	339491	381082	426376	475594			
	Power (kW)				21	22.29	23.53	24.69	25.78	26.77	27.64	28.39			
	EER (BTU/WATT-HR)				9.8	10.53	11.33	12.2	13.17	14.24	15.43	16.75			
	Current (AMPS)				31.27	32.91	34.48	35.96	37.33	38.59	39.72	40.71			
110	Capacity (Btu/hr)				165269	189546	216086	245108	276833	311481	349272	390428			
	Power (kW)				22.46	24.14	25.8	27.43	29.01	30.53	31.98	33.34			
	EER (BTU/WATT-HR)				7.36	7.85	8.38	8.94	9.54	10.2	10.92	11.71			
	Current (AMPS)				32.49	34.57	36.64	38.68	40.69	42.65	44.54	46.34			
130	Capacity (Btu/hr)				124238	143530	164512	187402	212420	239785	269715	302431			
	Power (kW)				22.6	24.59	26.6	28.62	30.63	32.61	34.55	36.44			
	EER (BTU/WATT-HR)				5.5	5.84	6.18	6.55	6.94	7.35	7.81	8.3			
	Current (AMPS)				32.78	35.25	37.77	40.33	42.92	45.51	48.1	50.68			

Physical Data							
Model	Nominal HP	Displ. CFM	No. of Cylinders	Suction Line Size (in)	Discharge Line Size (in)	Shipping Weight (lbs)	Oil Charge (pints)
06EM499	35	99	6	2 1/8	1 5/8	505	19

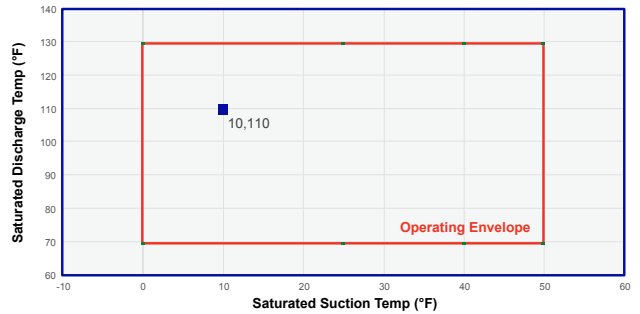
Available Voltages
208/230-3-60
460-3-60
575-3-60
208/230/460-3-60



Tabular Data Summary – Fixed RGT = 65°F Subcooling = 0°F Voltage: 460-3-60Hz															
Saturated Condensing Temperature (F)		-10	-5	0	5	10	15	20	25	30	35	40	45	50	55
90	Capacity (Btu/hr)				317907	345721	375801	408401	443774	482174	523853	569065			
	Power (kW)				30.47	31.68	32.56	33.21	33.75	34.29	34.92	35.77			
	EER (BTU/WATT-HR)				10.44	10.91	11.54	12.3	13.15	14.06	15	15.91			
	Current (AMPS)				47	48.22	49.7	51.51	53.68	56.27	59.33	62.9			
110	Capacity (Btu/hr)				258272	282999	309585	338283	369348	403033	439592	479280			
	Power (kW)				34.5	36.35	37.94	39.36	40.74	42.17	43.77	45.64			
	EER (BTU/WATT-HR)				7.49	7.79	8.16	8.59	9.07	9.56	10.04	10.5			
	Current (AMPS)				52.35	53.51	55.03	56.97	59.38	62.31	65.81	69.93			
130	Capacity (Btu/hr)				177209	197936	220104	243966	269776	297785	328246	361411			
	Power (kW)				34.04	36.97	39.69	42.33	44.97	47.74	50.74	54.08			
	EER (BTU/WATT-HR)				5.21	5.35	5.55	5.76	6	6.24	6.47	6.68			
	Current (AMPS)				54.08	55.33	57.04	59.28	62.08	65.5	69.59	74.4			

Physical Data							
Model	Nominal HP	Displ. CFM	No. of Cylinders	Suction Line Size (in)	Discharge Line Size (in)	Shipping Weight (lbs)	Oil Charge (pints)
06EA550	20	50.3	4	1 5/8	1 1/8	430	14

Available Voltages
208/230-3-60
460-3-60
575-3-60
208/230/460-3-60



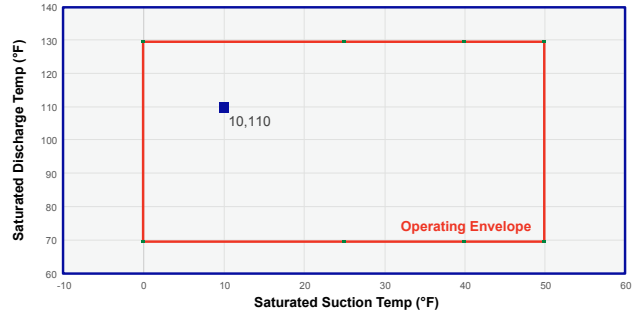
Tabular Data Summary – Fixed RGT = 65°F Subcooling = 0°F Voltage: 460-3-60Hz															
Saturated Condensing Temperature (F)		-10	-5	0	5	10	15	20	25	30	35	40	45	50	55
90	Capacity (Btu/hr)				159118	180533	204015	229706	257746	288278	321443	357383	396239		
	Power (kW)				16.23	16.73	17.15	17.49	17.72	17.84	17.84	17.71	17.44		
	EER (BTU/WATT-HR)				9.8	10.79	11.89	13.14	14.55	16.16	18.02	20.18	22.73		
	Current (AMPS)				23.52	24.11	24.62	25.01	25.29	25.44	25.43	25.27	24.93		
110	Capacity (Btu/hr)						165970	187652	211396	237344	265637	296418	329828		
	Power (kW)						19.86	20.54	21.15	21.67	22.09	22.4	22.58		
	EER (BTU/WATT-HR)						8.36	9.13	9.99	10.95	12.03	13.24	14.61		
	Current (AMPS)						27.89	28.75	29.52	30.19	30.75	31.18	31.47		
130	Capacity (Btu/hr)						142167	161279	182294	205353	230598	258168			
	Power (kW)						23.21	24.19	25.1	25.92	26.66	27.3			
	EER (BTU/WATT-HR)						6.12	6.67	7.26	7.92	8.65	9.46			
	Current (AMPS)						32.32	33.66	34.92	36.11	37.21	38.19			

06EA565

R404A/R507 Refrigerants

Physical Data							
Model	Nominal HP	Displ. CFM	No. of Cylinders	Suction Line Size (in)	Discharge Line Size (in)	Shipping Weight (lbs)	Oil Charge (pints)
06EA565	25	68.3	6	1 5/8	1 3/8	485	19

Available Voltages
208/230-3-60
460-3-60
575-3-60
208/230/460-3-60



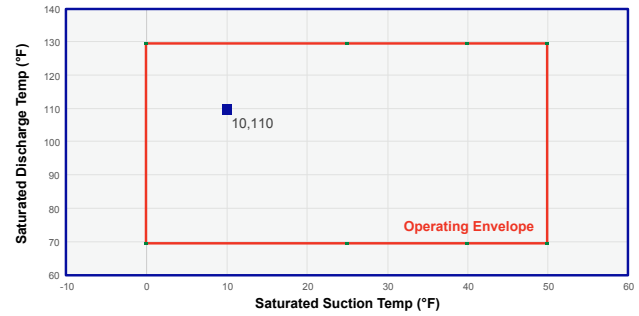
Tabular Data Summary – Fixed RGT = 65°F Subcooling = 0°F Voltage: 460-3-60Hz															
Saturated Condensing Temperature (F)		-10	-5	0	5	10	15	20	25	30	35	40	45	50	55
90	Capacity (Btu/hr)				177767	203820	231997	262453	295341	330815	369029	410137	454292	501650	
	Power (kW)				18.45	19.58	20.64	21.6	22.46	23.19	23.8	24.25	24.54	24.66	
	EER (BTU/WATT-HR)				9.63	10.41	11.24	12.15	13.15	14.26	15.51	16.91	18.51	20.34	
	Current (AMPS)				27.55	29.09	30.48	31.72	32.8	33.72	34.46	35.02	35.39	35.58	
110	Capacity (Btu/hr)				138394	161155	185661	212066	240523	271188	304213	339753	377964	418999	
	Power (kW)				19.32	20.95	22.51	23.99	25.37	26.64	27.79	28.8	29.65	30.34	
	EER (BTU/WATT-HR)				7.16	7.69	8.25	8.84	9.48	10.18	10.95	11.8	12.75	13.81	
	Current (AMPS)				28.38	30.63	32.75	34.71	36.52	38.16	39.64	40.95	42.07	43	
130	Capacity (Btu/hr)				96576	115473	135726	157488	180912	206151	233359	262689	294293	328326	
	Power (kW)				18.44	20.62	22.75	24.8	26.76	28.62	30.37	31.99	33.46	34.77	
	EER (BTU/WATT-HR)				5.24	5.6	5.97	6.35	6.76	7.2	7.68	8.21	8.8	9.44	
	Current (AMPS)				27.07	30.13	33.04	35.81	38.43	40.89	43.18	45.31	47.26	49.03	

06EA575

R404A/R507 Refrigerants

Physical Data							
Model	Nominal HP	Displ. CFM	No. of Cylinders	Suction Line Size (in)	Discharge Line Size (in)	Shipping Weight (lbs)	Oil Charge (pints)
06EA575	30	75.4	6	2 1/8	1 3/8	490	19

Available Voltages
208/230-3-60
460-3-60
575-3-60
208/230/460-3-60



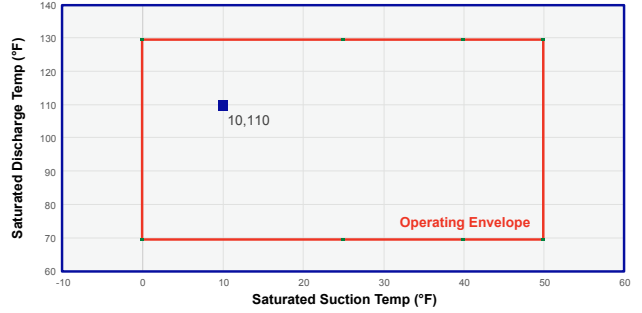
Tabular Data Summary – Fixed RGT = 65°F Subcooling = 0°F Voltage: 460-3-60Hz															
Saturated Condensing Temperature (F)		-10	-5	0	5	10	15	20	25	30	35	40	45	50	55
90	Capacity (Btu/hr)				205768	234742	266541	301384	339491	381082	426376	475594	528956	586682	
	Power (kW)				21	22.29	23.53	24.69	25.78	26.77	27.64	28.39	29	29.45	
	EER (BTU/WATT-HR)				9.8	10.53	11.33	12.2	13.17	14.24	15.43	16.75	18.24	19.92	
	Current (AMPS)				31.27	32.91	34.48	35.96	37.33	38.59	39.72	40.71	41.53	42.18	
110	Capacity (Btu/hr)				165269	189546	216086	245108	276833	311481	349272	390428	435168	483714	
	Power (kW)				22.46	24.14	25.8	27.43	29.01	30.53	31.98	33.34	34.59	35.72	
	EER (BTU/WATT-HR)				7.36	7.85	8.38	8.94	9.54	10.2	10.92	11.71	12.58	13.54	
	Current (AMPS)				32.49	34.57	36.64	38.68	40.69	42.65	44.54	46.34	48.05	49.65	
130	Capacity (Btu/hr)				124238	143530	164512	187402	212420	239785	269715	302431	338149	377091	
	Power (kW)				22.6	24.59	26.6	28.62	30.63	32.61	34.55	36.44	38.26	40	
	EER (BTU/WATT-HR)				5.5	5.84	6.18	6.55	6.94	7.35	7.81	8.3	8.84	9.43	
	Current (AMPS)				32.78	35.25	37.77	40.33	42.92	45.51	48.1	50.68	53.22	55.71	

Physical Data

Model	Nominal HP	Displ. CFM	No. of Cylinders	Suction Line Size (in)	Discharge Line Size (in)	Shipping Weight (lbs)	Oil Charge (pints)
06EA599	40	99	6	2 1/8	1 5/8	520	19

Available Voltages

208/230-3-60
460-3-60
575-3-60
208/230/460-3-60

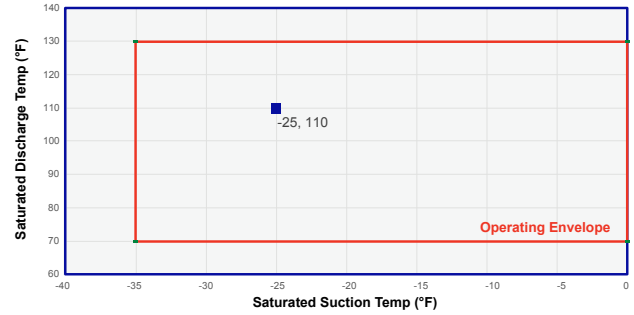


Tabular Data Summary – Fixed RGT = 65°F Subcooling = 0°F Voltage: 460-3-60Hz

Saturated Condensing Temperature (F)		-10	-5	0	5	10	15	20	25	30	35	40	45	50	55
90	Capacity (Btu/hr)				317907	345721	375801	408401	443774	482174	523853	569065	618064	671105	
	Power (kW)				30.47	31.68	32.56	33.21	33.75	34.29	34.92	35.77	36.93	38.52	
	EER (BTU/WATT-HR)				10.44	10.91	11.54	12.3	13.15	14.06	15	15.91	16.73	17.42	
	Current (AMPS)				47	48.22	49.7	51.51	53.68	56.27	59.33	62.9	67.05	71.81	
110	Capacity (Btu/hr)				258272	282999	309585	338283	369348	403033	439592	479280	522351	569059	
	Power (kW)				34.5	36.35	37.94	39.36	40.74	42.17	43.77	45.64	47.9	50.64	
	EER (BTU/WATT-HR)				7.49	7.79	8.16	8.59	9.07	9.56	10.04	10.5	10.91	11.24	
	Current (AMPS)				52.35	53.51	55.03	56.97	59.38	62.31	65.81	69.93	74.71	80.22	
130	Capacity (Btu/hr)				177209	197936	220104	243966	269776	297785	328246	361411	397534	436866	
	Power (kW)				34.04	36.97	39.69	42.33	44.97	47.74	50.74	54.08	57.86	62.2	
	EER (BTU/WATT-HR)				5.21	5.35	5.55	5.76	6	6.24	6.47	6.68	6.87	7.02	
	Current (AMPS)				54.08	55.33	57.04	59.28	62.08	65.5	69.59	74.4	79.98	86.38	

Physical Data									
Model	Nominal HP	Displ. CFM	No. of Cylinders	Bore (in)	Stroke (in)	Suction Line Size (in)	Discharge Line Size (in)	Shipping Weight (lbs)	Oil Charge (pints)
06ER450	15	50.3	4	2 11/16	2 3/16	2 1/8	1 1/8	430	14

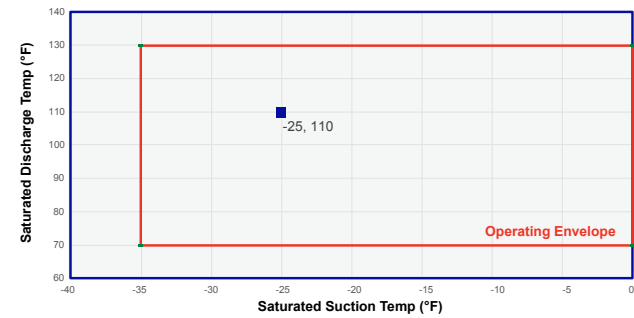
Available Voltages
208/230-3-60
460-3-60
575-3-60
208/230/460-3-60



Tabular Data Summary – Fixed RGT = 65°F Subcooling = 0°F Voltage: 460-3-60Hz									
Saturated Condensing Temperature (F)		Saturated Suction Temperature (F)							
		-35	-30	-25	-20	-15	-10	-5	0
90	Capacity (Btu/hr)	32027	41550	51335	61736	73106	85798	100166	116561
	Power (kW)	7.63	8.35	9.12	9.93	10.75	11.57	12.37	13.13
	EER (BTU/WATT-HR)	4.2	4.98	5.63	6.22	6.8	7.41	8.1	8.88
	Current (AMPS)	13.07	13.74	14.59	15.56	16.62	17.72	18.82	19.86
110	Capacity (Btu/hr)	19554	28722	38076	47971	58758	70791	84422	100004
	Power (kW)	7.55	8.4	9.31	10.26	11.23	12.21	13.18	14.12
	EER (BTU/WATT-HR)	2.59	3.42	4.09	4.68	5.23	5.8	6.41	7.08
	Current (AMPS)	13.5	14.23	15.19	16.35	17.65	19.05	20.51	21.97
130	Capacity (Btu/hr)	5499	14325	23263	32665	42885	54275	67188	81976
	Power (kW)	7.76	8.63	9.58	10.57	11.6	12.65	13.69	14.71
	EER (BTU/WATT-HR)	0.71	1.66	2.43	3.09	3.7	4.29	4.91	5.57
	Current (AMPS)	11.29	12.15	13.31	14.72	16.33	18.11	20	21.96

Physical Data									
Model	Nominal HP	Displ. CFM	No. of Cylinders	Bore (in)	Stroke (in)	Suction Line Size (in)	Discharge Line Size (in)	Shipping Weight (lbs)	Oil Charge (pints)
06ER465	20	68.3	6	2 11/16	1 63/64	2 1/8	1 3/8	480	19

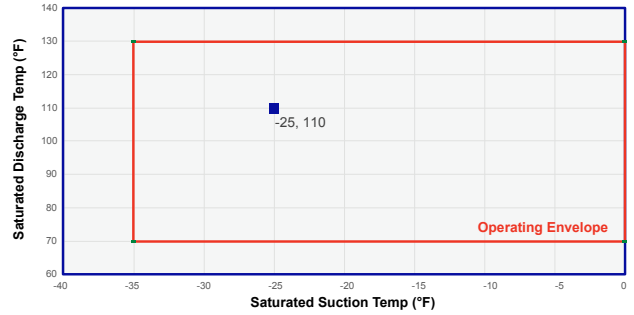
Available Voltages
208/230-3-60
460-3-60
575-3-60
208/230/460-3-60



Tabular Data Summary – Fixed RGT = 65°F Subcooling = 0°F Voltage: 460-3-60Hz									
Saturated Condensing Temperature (F)		Saturated Suction Temperature (F)							
		-35	-30	-25	-20	-15	-10	-5	0
90	Capacity (Btu/hr)	40216	52303	64771	78093	92743	109193	127917	149388
	Power (kW)	9.49	10.47	11.51	12.61	13.79	15.06	16.43	17.91
	EER (BTU/WATT-HR)	4.24	4.99	5.63	6.19	6.72	7.25	7.79	8.34
	Current (AMPS)	15.77	16.84	18.08	19.47	21.03	22.76	24.67	26.76
110	Capacity (Btu/hr)	25503	36739	48277	60590	74149	89428	106900	127038
	Power (kW)	9.41	10.64	11.89	13.19	14.54	15.95	17.44	19.01
	EER (BTU/WATT-HR)	2.71	3.45	4.06	4.59	5.1	5.61	6.13	6.68
	Current (AMPS)	17.26	18.38	19.67	21.13	22.78	24.62	26.65	28.87
130	Capacity (Btu/hr)	9940	20278	30839	42096	54521	68586	84765	103529
	Power (kW)	9.31	10.79	12.27	13.77	15.29	16.85	18.47	20.14
	EER (BTU/WATT-HR)	1.07	1.88	2.51	3.06	3.57	4.07	4.59	5.14
	Current (AMPS)	16.87	18.12	19.54	21.16	22.98	25	27.23	29.67

Physical Data									
Model	Nominal HP	Displ. CFM	No. of Cylinders	Bore (in)	Stroke (in)	Suction Line Size (in)	Discharge Line Size (in)	Shipping Weight (lbs)	Oil Charge (pints)
06ER475	20	75.4	6	2 11/16	2 3/16	2 1/8	1 3/8	490	19

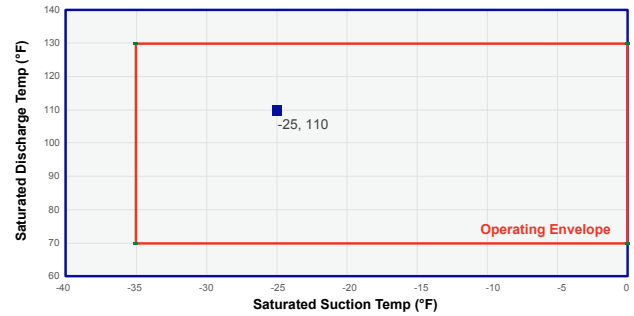
Available Voltages
208/230-3-60
460-3-60
575-3-60
208/230/460-3-60



Tabular Data Summary – Fixed RGT = 65°F Subcooling = 0°F Voltage: 460-3-60Hz									
Saturated Condensing Temperature (F)		Saturated Suction Temperature (F)							
		-35	-30	-25	-20	-15	-10	-5	0
90	Capacity (Btu/hr)	50793	63314	76187	89905	104962	121850	141064	163097
	Power (kW)	12.05	12.95	14	15.19	16.46	17.81	19.19	20.58
	EER (BTU/WATT-HR)	4.21	4.89	5.44	5.92	6.38	6.84	7.35	7.93
	Current (AMPS)	18.78	19.82	21.03	22.44	24.06	25.92	28.04	30.43
110	Capacity (Btu/hr)	36719	48603	60754	73664	87826	103733	121879	142755
	Power (kW)	12.79	13.83	15.02	16.33	17.73	19.18	20.67	22.14
	EER (BTU/WATT-HR)	2.87	3.51	4.04	4.51	4.95	5.41	5.9	6.45
	Current (AMPS)	21.38	22.22	23.34	24.77	26.53	28.64	31.13	34.01
130	Capacity (Btu/hr)	21123	32375	43808	55917	69192	84127	101215	120948
	Power (kW)	13.92	15.06	16.34	17.74	19.21	20.74	22.28	23.81
	EER (BTU/WATT-HR)	1.52	2.15	2.68	3.15	3.6	4.06	4.54	5.08
	Current (AMPS)	21.58	22.24	23.3	24.78	26.71	29.12	32.01	35.41

Physical Data									
Model	Nominal HP	Displ. CFM	No. of Cylinders	Bore (in)	Stroke (in)	Suction Line Size (in)	Discharge Line Size (in)	Shipping Weight (lbs)	Oil Charge (pints)
06ER399	30	99	6	2 11/16	2 7/8	2 1/8	1 3/8	500	19

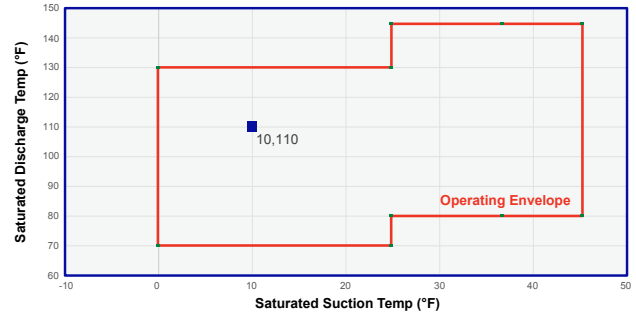
Available Voltages
208/230-3-60
460-3-60
575-3-60
208/230/460-3-60



Tabular Data Summary – Fixed RGT = 65°F Subcooling = 0°F Voltage: 460-3-60Hz									
Saturated Condensing Temperature (F)		Saturated Suction Temperature (F)							
		-35	-30	-25	-20	-15	-10	-5	0
90	Capacity (Btu/hr)	62792	79103	95960	114045	134039	156623	182479	212290
	Power (kW)	16.94	18.29	19.86	21.6	23.47	25.45	27.5	29.57
	EER (BTU/WATT-HR)	3.71	4.32	4.83	5.28	5.71	6.15	6.64	7.18
	Current (AMPS)	26.74	28.29	30.19	32.39	34.88	37.62	40.57	43.7
110	Capacity (Btu/hr)	45706	60572	75884	92322	110567	131300	155202	182954
	Power (kW)	17.63	18.96	20.54	22.34	24.32	26.45	28.68	30.98
	EER (BTU/WATT-HR)	2.59	3.2	3.69	4.13	4.55	4.96	5.41	5.91
	Current (AMPS)	29.76	30.97	32.65	34.77	37.31	40.23	43.5	47.08
130	Capacity (Btu/hr)	28212	41563	55260	69983	86413	105231	127116	152750
	Power (kW)	19.29	20.5	22.01	23.77	25.76	27.93	30.25	32.68
	EER (BTU/WATT-HR)	1.46	2.03	2.51	2.94	3.35	3.77	4.2	4.67
	Current (AMPS)	30.51	31.31	32.72	34.7	37.23	40.27	43.8	47.77

Physical Data									
Model	Nominal HP	Displ. CFM	No. of Cylinders	Bore (in)	Stroke (in)	Suction Line Size (in)	Discharge Line Size (in)	Shipping Weight (lbs)	Oil Charge (pints)
06EM450	15	50.3	4	2 11/16	2 3/16	2 1/8	1 1/8	430	14

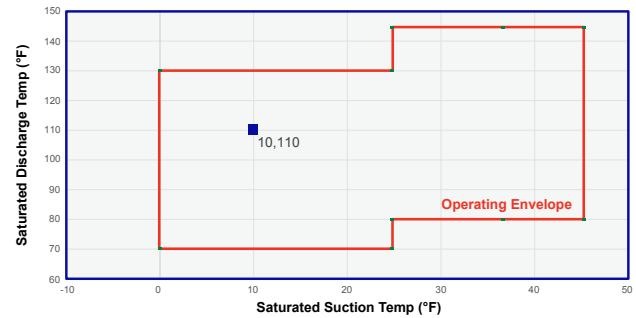
Available Voltages
208/230-3-60
460-3-60
575-3-60
208/230/460-3-60



Tabular Data Summary – Fixed RGT = 65°F Subcooling = 0°F Voltage: 460-3-60Hz													
Saturated Condensing Temperature (F)		Saturated Suction Temperature (F)											
		-10	-5	0	5	10	15	20	25	30	35	40	45
90	Capacity (Btu/hr)				117886	135435	153988	174342	197295	223643	254185	289717	331038
	Power (kW)				12.57	13.08	13.37	13.5	13.52	13.5	13.5	13.55	13.74
	EER (BTU/WATT-HR)				9.38	10.36	11.52	12.92	14.59	16.56	18.83	21.37	24.1
	Current (AMPS)				19.92	20.78	21.48	22.08	22.63	23.19	23.81	24.53	25.42
110	Capacity (Btu/hr)				90588	106593	122918	140358	159709	181767	207329	237192	272151
	Power (kW)				12.81	13.74	14.42	14.9	15.26	15.54	15.8	16.1	16.49
	EER (BTU/WATT-HR)				7.07	7.76	8.53	9.42	10.47	11.7	13.12	14.73	16.5
	Current (AMPS)				21.23	22.65	24.16	25.81	27.66	29.76	32.15	34.89	38.04
130	Capacity (Btu/hr)				64800	78661	92156	106081	121234	138409	158402	182011	210030
	Power (kW)				12.45	13.9	15.06	16.01	16.8	17.48	18.11	18.75	19.45
	EER (BTU/WATT-HR)				5.2	5.66	6.12	6.63	7.22	7.92	8.75	9.71	10.8
	Current (AMPS)				20.3	22.8	25.64	28.85	32.51	36.65	41.33	46.6	52.51

Physical Data									
Model	Nominal HP	Displ. CFM	No. of Cylinders	Bore (in)	Stroke (in)	Suction Line Size (in)	Discharge Line Size (in)	Shipping Weight (lbs)	Oil Charge (pints)
06EM475	25	75.4	6	2 11/16	2 3/16	2 1/8	1 3/8	490	19

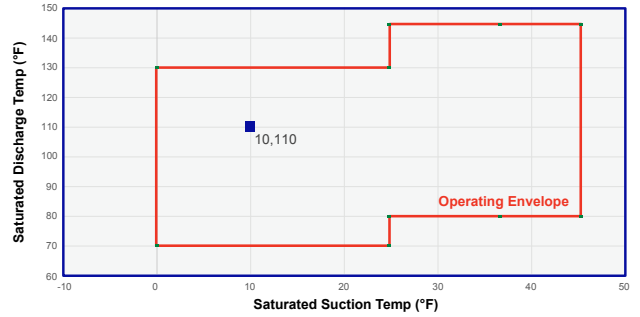
Available Voltages
208/230-3-60
460-3-60
575-3-60
208/230/460-3-60



Tabular Data Summary – Fixed RGT = 65°F Subcooling = 0°F Voltage: 460-3-60Hz													
Saturated Condensing Temperature (F)		Saturated Suction Temperature (F)											
		-10	-5	0	5	10	15	20	25	30	35	40	45
90	Capacity (Btu/hr)				173964	199634	227042	257392	291894	331753	378176	432371	495545
	Power (kW)				18.88	19.76	20.33	20.66	20.83	20.91	20.98	21.11	21.4
	EER (BTU/WATT-HR)				9.22	10.1	11.17	12.46	14.01	15.87	18.03	20.48	23.16
	Current (AMPS)				29.44	31.05	32.38	33.52	34.55	35.54	36.58	37.74	39.11
110	Capacity (Btu/hr)				135556	158254	181631	206891	235241	267885	306030	350880	403641
	Power (kW)				19.21	20.64	21.75	22.6	23.27	23.85	24.41	25.03	25.78
	EER (BTU/WATT-HR)				7.06	7.67	8.35	9.16	10.11	11.23	12.54	14.02	15.66
	Current (AMPS)				31.67	34.15	36.57	39.01	41.54	44.25	47.21	50.51	54.23
130	Capacity (Btu/hr)				101082	120055	138650	158071	179525	204216	233350	268130	309763
	Power (kW)				19.06	21.1	22.8	24.23	25.48	26.62	27.73	28.89	30.17
	EER (BTU/WATT-HR)				5.3	5.69	6.08	6.52	7.04	7.67	8.41	9.28	10.27
	Current (AMPS)				30.94	34.32	37.85	41.61	45.67	50.11	55.02	60.47	66.55

Physical Data									
Model	Nominal HP	Displ. CFM	No. of Cylinders	Bore (in)	Stroke (in)	Suction Line Size (in)	Discharge Line Size (in)	Shipping Weight (lbs)	Oil Charge (pints)
06EM499	35	99	6	2 11/16	2 7/8	2 1/8	1 5/8	505	19

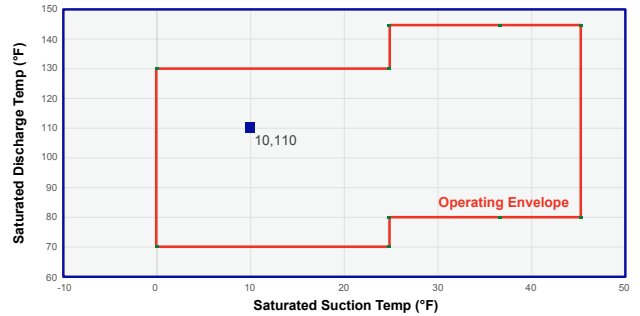
Available Voltages
208/230-3-60
460-3-60
575-3-60
208/230/460-3-60



Tabular Data Summary – Fixed RGT = 65°F Subcooling = 0°F Voltage: 460-3-60Hz													
Saturated Condensing Temperature (F)		Saturated Suction Temperature (F)											
		-10	-5	0	5	10	15	20	25	30	35	40	45
90	Capacity (Btu/hr)				231204	263216	297249	334863	377620	427079	484802	552349	631281
	Power (kW)				26.9	28.28	29.29	30.02	30.6	31.15	31.77	32.59	33.72
	EER (BTU/WATT-HR)				8.6	9.31	10.15	11.15	12.34	13.71	15.26	16.95	18.72
	Current (AMPS)				44.12	46.66	48.85	50.83	52.73	54.7	56.88	59.4	62.41
110	Capacity (Btu/hr)				185575	214061	243232	274649	309870	350453	397958	453942	519966
	Power (kW)				27.52	29.53	31.12	32.41	33.53	34.58	35.69	36.96	38.52
	EER (BTU/WATT-HR)				6.74	7.25	7.82	8.47	9.24	10.13	11.15	12.28	13.5
	Current (AMPS)				47.61	51.24	54.79	58.4	62.21	66.36	71	76.25	82.27
130	Capacity (Btu/hr)				143990	167926	191217	215420	242094	272797	309086	352522	404661
	Power (kW)				27.98	30.69	32.96	34.91	36.65	38.3	39.98	41.8	43.87
	EER (BTU/WATT-HR)				5.15	5.47	5.8	6.17	6.61	7.12	7.73	8.43	9.22
	Current (AMPS)				47.29	51.94	56.78	61.96	67.62	73.89	80.92	88.85	97.81

Physical Data									
Model	Nominal HP	Displ. CFM	No. of Cylinders	Bore (in)	Stroke (in)	Suction Line Size (in)	Discharge Line Size (in)	Shipping Weight (lbs)	Oil Charge (pints)
06EA550	20	50.3	4	2 11/16	2 3/16	1 5/8	1 1/8	430	14

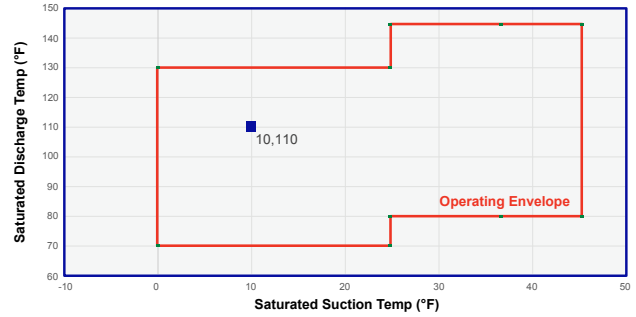
Available Voltages
208/230-3-60
460-3-60
575-3-60
208/230/460-3-60



Tabular Data Summary – Fixed RGT = 65°F Subcooling = 0°F Voltage: 460-3-60Hz													
Saturated Condensing Temperature (F)		Saturated Suction Temperature (F)											
		-10	-5	0	5	10	15	20	25	30	35	40	45
90	Capacity (Btu/hr)				125640	143030	161650	182362	206030	233517	265687	303404	347530
	Power (kW)				13.03	13.49	13.74	13.85	13.87	13.84	13.82	13.86	14.01
	EER (BTU/WATT-HR)				9.64	10.61	11.76	13.16	14.86	16.87	19.23	21.89	24.8
	Current (AMPS)				19.94	20.9	21.69	22.36	22.95	23.52	24.11	24.79	25.59
110	Capacity (Btu/hr)				100301	115339	130787	147507	166361	188212	213922	244353	280369
	Power (kW)				13.63	14.38	14.92	15.31	15.59	15.83	16.07	16.37	16.78
	EER (BTU/WATT-HR)				7.36	8.02	8.77	9.64	10.67	11.89	13.31	14.93	16.71
	Current (AMPS)				22.01	23.51	24.95	26.4	27.9	29.5	31.26	33.23	35.45
130	Capacity (Btu/hr)				77796	90212	102220	114681	128458	144413	163408	186304	213965
	Power (kW)				14.28	15.34	16.19	16.88	17.47	17.99	18.52	19.1	19.78
	EER (BTU/WATT-HR)				5.45	5.88	6.31	6.79	7.35	8.03	8.82	9.75	10.82
	Current (AMPS)				22.49	24.5	26.6	28.83	31.23	33.87	36.79	40.05	43.69

Physical Data									
Model	Nominal HP	Displ. CFM	No. of Cylinders	Bore (in)	Stroke (in)	Suction Line Size (in)	Discharge Line Size (in)	Shipping Weight (lbs)	Oil Charge (pints)
06EA565	25	68.3	6	2 11/16	1 63/64	1 5/8	1 3/8	485	19

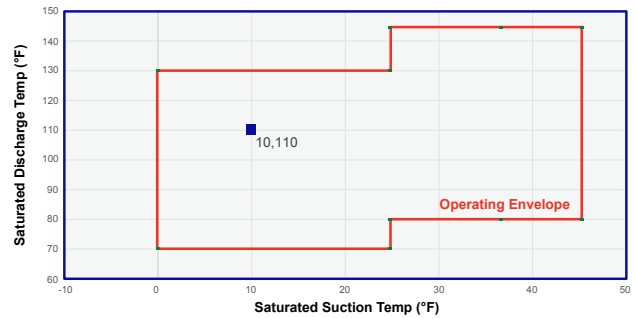
Available Voltages
208/230-3-60
460-3-60
575-3-60
208/230/460-3-60



Tabular Data Summary – Fixed RGT = 65°F Subcooling = 0°F Voltage: 460-3-60Hz													
Saturated Condensing Temperature (F)		Saturated Suction Temperature (F)											
		-10	-5	0	5	10	15	20	25	30	35	40	45
90	Capacity (Btu/hr)				157777	181073	206302	234623	267195	305179	349735	402022	463202
	Power (kW)				16.51	17.25	17.72	17.99	18.13	18.18	18.23	18.33	18.54
	EER (BTU/WATT-HR)				9.56	10.5	11.64	13.04	14.74	16.78	19.19	21.94	24.99
	Current (AMPS)				28.23	29.52	30.57	31.46	32.25	33.03	33.87	34.85	36.04
110	Capacity (Btu/hr)				124291	144217	164954	187659	213491	243608	279169	321331	371255
	Power (kW)				17.08	18.24	19.13	19.82	20.37	20.84	21.3	21.82	22.45
	EER (BTU/WATT-HR)				7.28	7.91	8.62	9.47	10.48	11.69	13.1	14.73	16.54
	Current (AMPS)				30.28	32.23	34.13	36.07	38.1	40.32	42.8	45.61	48.82
130	Capacity (Btu/hr)				95904	112113	128012	144759	163512	185429	211668	243388	281745
	Power (kW)				17.54	19.13	20.45	21.57	22.54	23.45	24.34	25.29	26.35
	EER (BTU/WATT-HR)				5.47	5.86	6.26	6.71	7.25	7.91	8.7	9.63	10.69
	Current (AMPS)				30.14	32.73	35.48	38.44	41.71	45.35	49.45	54.07	59.3

Physical Data									
Model	Nominal HP	Displ. CFM	No. of Cylinders	Bore (in)	Stroke (in)	Suction Line Size (in)	Discharge Line Size (in)	Shipping Weight (lbs)	Oil Charge (pints)
06EA575	30	75.4	6	2 11/16	2 3/16	2 1/8	1 3/8	490	19

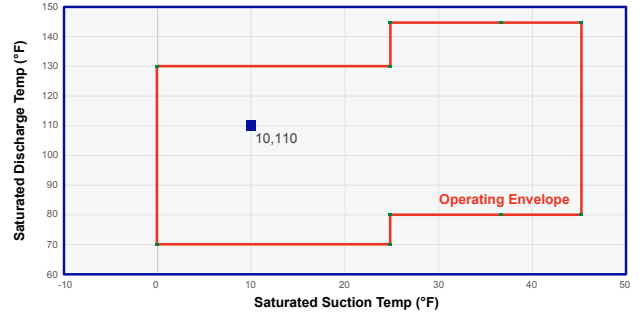
Available Voltages
208/230-3-60
460-3-60
575-3-60
208/230/460-3-60



Tabular Data Summary – Fixed RGT = 65°F Subcooling = 0°F Voltage: 460-3-60Hz													
Saturated Condensing Temperature (F)		Saturated Suction Temperature (F)											
		-10	-5	0	5	10	15	20	25	30	35	40	45
90	Capacity (Btu/hr)				175631	201028	228009	257761	291472	330329	375521	428236	489661
	Power (kW)				18.98	19.82	20.34	20.62	20.74	20.78	20.81	20.91	21.16
	EER (BTU/WATT-HR)				9.26	10.15	11.21	12.5	14.05	15.9	18.05	20.48	23.14
	Current (AMPS)				31.59	33.15	34.4	35.45	36.38	37.27	38.23	39.34	40.68
110	Capacity (Btu/hr)				137731	160509	183843	208919	236924	269044	306465	350373	401957
	Power (kW)				19.24	20.62	21.67	22.47	23.09	23.61	24.11	24.67	25.36
	EER (BTU/WATT-HR)				7.16	7.78	8.48	9.3	10.26	11.39	12.71	14.2	15.85
	Current (AMPS)				33.67	36.09	38.4	40.7	43.08	45.63	48.44	51.59	55.17
130	Capacity (Btu/hr)				102875	122175	141006	160553	182003	206540	235352	269624	310542
	Power (kW)				18.99	20.99	22.64	24.02	25.21	26.28	27.32	28.39	29.59
	EER (BTU/WATT-HR)				5.42	5.82	6.23	6.68	7.22	7.86	8.62	9.5	10.49
	Current (AMPS)				32.73	36.02	39.4	42.97	46.82	51.02	55.68	60.88	66.72

Physical Data									
Model	Nominal HP	Displ. CFM	No. of Cylinders	Bore (in)	Stroke (in)	Suction Line Size (in)	Discharge Line Size (in)	Shipping Weight (lbs)	Oil Charge (pints)
06EA599	40	99	6	2 11/16	2 7/8	2 1/8	1 5/8	520	19


Available Voltages
208/230-3-60
460-3-60
575-3-60
208/230/460-3-60



Tabular Data Summary – Fixed RGT = 65°F Subcooling = 0°F Voltage: 460-3-60Hz													
Saturated Condensing Temperature (F)		Saturated Suction Temperature (F)											
		-10	-5	0	5	10	15	20	25	30	35	40	45
90	Capacity (Btu/hr)				234870	266750	300897	338930	382470	433136	492548	562325	644090
	Power (kW)				26.07	27.28	28.1	28.64	29.01	29.31	29.63	30.1	30.8
	EER (BTU/WATT-HR)				9.01	9.78	10.71	11.83	13.18	14.78	16.62	18.68	20.91
	Current (AMPS)				44.59	46.74	48.54	50.12	51.61	53.14	54.85	56.85	59.29
110	Capacity (Btu/hr)				191350	219225	247901	278996	314127	354912	402970	459917	527373
	Power (kW)				26.65	28.41	29.78	30.87	31.79	32.63	33.51	34.52	35.77
	EER (BTU/WATT-HR)				7.18	7.72	8.32	9.04	9.88	10.88	12.02	13.32	14.74
	Current (AMPS)				47.62	50.73	53.82	57.01	60.43	64.23	68.51	73.43	79.1
130	Capacity (Btu/hr)				152906	175974	198380	221741	247674	277796	313725	357078	409472
	Power (kW)				27.31	29.63	31.56	33.22	34.7	36.11	37.55	39.12	40.94
	EER (BTU/WATT-HR)				5.6	5.94	6.29	6.68	7.14	7.69	8.36	9.13	10
	Current (AMPS)				47.4	51.41	55.72	60.45	65.74	71.73	78.53	86.29	95.13

THE MOST ADVANCED COMPRESSOR
TECHNOLOGY AVAILABLE

06CC RECIPROCATING COMPRESSOR



06CC017

R404A/R507 Refrigerants

Physical Data

Model	Nominal HP	Displ. CFM	No. of Cylinders	Suction Line Size (in)	Discharge Line Size (in)	Net Weight (lbs)	Oil Charge (pints)
06CC017	5	15.9	6	1 5/8	1 1/8	330	9.5

Available Voltages

208/230-3-60
460-3-60
575-3-60



Tabular Data Summary – Fixed RGT = 65°F Subcooling = 0°F Voltage: 460-3-60Hz

Saturated Condensing Temperature (F)	Saturated Suction Temperature (F)										
	-60	-55	-50	-45	-40	-35	-30	-25	-20	-15	-10
70	Capacity (Btu/Hr)										
	Power (Kw)										
	EER (BTU/WATT-HR)										
	Current (Amps)										
90	Capacity (Btu/Hr)										
	Power (Kw)										
	EER (BTU/WATT-HR)										
	Current (Amps)										
110	Capacity (Btu/Hr)										
	Power (Kw)										
	EER (BTU/WATT-HR)										
	Current (Amps)										

Physical Data

Model	Nominal HP	Displ. CFM	No. of Cylinders	Suction Line Size (in)	Discharge Line Size (in)	Net Weight (lbs)	Oil Charge (pints)
06CC125	6.5	23.9	6	1 5/8	1 1/8	330	9.5

Available Voltages

208/230-3-60
460-3-60
575-3-60



Tabular Data Summary – Fixed RGT = 65°F Subcooling = 0°F Voltage: 460-3-60Hz

Saturated Condensing Temperature (F)		Saturated Suction Temperature (F)										
		-60	-55	-50	-45	-40	-35	-30	-25	-20	-15	-10
70	Capacity (Btu/hr)	13,445	15,129	17,218	19,712	22,612	25,921	29,638	33,765	38,303	43,253	48,617
	Power (kW)	2.69	2.89	3.07	3.23	3.38	3.53	3.68	3.85	4.03	4.25	4.50
	EER (BTU/WATT-HR)	5.0	5.2	5.6	6.1	6.7	7.3	8.1	8.8	9.5	10.2	10.8
	Current (AMPS)	11.3	11.8	12.2	12.7	13.1	13.5	13.9	14.3	14.7	15.0	15.3
90	Capacity (Btu/hr)	12,912	14,582	16,655	19,134	22,019	25,311	29,011	33,122	37,643	42,576	47,923
	Power (kW)	2.97	3.25	3.51	3.75	3.98	4.21	4.44	4.68	4.94	5.23	5.55
	EER (BTU/WATT-HR)	4.4	4.5	4.7	5.1	5.5	6.0	6.5	7.1	7.6	8.1	8.6
	Current (AMPS)	12.2	12.7	13.2	13.7	14.2	14.8	15.3	15.9	16.4	17.0	17.5
110	Capacity (Btu/hr)	12,281	13,934	15,991	18,452	21,320	24,595	28,278	32,370	35,919	40,157	44,440
	Power (kW)	3.29	3.66	4.01	4.33	4.65	4.95	5.26	5.59	5.77	6.05	6.32
	EER (BTU/WATT-HR)	3.7	3.8	4.0	4.3	4.6	5.0	5.4	5.8	6.2	6.6	7.0
	Current (AMPS)	12.8	13.4	14.0	14.6	15.3	16.0	16.7	17.5	17.8	18.3	18.8

Physical Data

Model	Nominal HP	Displ. CFM	No. of Cylinders	Suction Line Size (in)	Discharge Line Size (in)	Net Weight (lbs)	Oil Charge (pints)
06CC228	7.5	28	6	1 5/8	1 1/8	340	9.5

Available Voltages

208/230-3-60
460-3-60
575-3-60



Tabular Data Summary – Fixed RGT = 65°F Subcooling = 0°F Voltage: 460-3-60Hz

Saturated Condensing Temperature (F)		Saturated Suction Temperature (F)										
		-60	-55	-50	-45	-40	-35	-30	-25	-20	-15	-10
70	Capacity (Btu/hr)	15,478	17,418	19,842	22,750	26,143	30,023	34,392	39,249	44,598	50,438	56,771
	Power (kW)	2.71	3.04	3.31	3.56	3.78	3.98	4.18	4.38	4.59	4.83	5.09
	EER (BTU/WATT-HR)	5.7	5.7	6.0	6.4	6.9	7.5	8.2	9.0	9.7	10.5	11.2
	Current (AMPS)	12.4	13.0	13.5	14.1	14.6	15.1	15.6	16.1	16.5	17.0	17.4
90	Capacity (Btu/Hr)	14,817	16,724	19,114	21,989	25,349	29,195	33,530	38,353	43,668	49,473	55,772
	Power (Kw)	3.27	3.59*	3.88	4.15	4.41	4.68	4.95	5.24	5.56	5.91	6.31
	EER (BTU/WATT-HR)	4.5	4.7	4.9	5.3	5.7	6.2	6.8	7.3	7.9	8.4	8.8
	Current (Amps)	13.4	14.0	14.6	15.2	15.9	16.5	17.1	17.7	18.3	19.0	19.6
110	Capacity (Btu/Hr)	14,039	15,908	18,259	21,095	24,415	28,223	32,518	37,301	41,473	46,454	51,499
	Power (Kw)	3.63	3.94	4.24	*4.54	4.84	5.16	5.5	5.88	6.14	6.51	6.89
	EER (BTU/WATT-HR)	3.9	4.0	4.3	4.6	5.0	5.5	5.9	6.3	6.8	7.1	7.5
	Current (Amps)	14.2	14.9	15.6	16.3	17.0	17.8	18.6	19.4	19.8	20.3	20.8

Physical Data							
Model	Nominal HP	Displ. CFM	No. of Cylinders	Suction Line Size (in)	Discharge Line Size (in)	Net Weight (lbs)	Oil Charge (pints)
06CC337	10	37.1	6	1 5/8	1 1/8	345	9.5

Available Voltages
208/230-3-60
460-3-60
575-3-60



Tabular Data Summary – Fixed RGT = 65°F Subcooling = 0°F Voltage: 460-3-60Hz												
Saturated Condensing Temperature (F)		Saturated Suction Temperature (F)										
		-60	-55	-50	-45	-40	-35	-30	-25	-20	-15	-10
70	Capacity (Btu/hr)	22,211	24,673	27,905	31,846	36,431	41,600	47,290	53,439	59,984	66,864	74,015
	Power (kW)	3.99	4.33	4.63	4.91	5.18	5.44	5.71	5.99	6.3	6.63	7
	EER (BTU/WATT-HR)	5.6	5.7	6.0	6.5	7.0	7.6	8.3	8.9	9.5	10.1	10.6
	Current (AMPS)	15.3	16.3	17.3	18.2	19.1	19.8	20.6	21.2	21.8	22.4	22.8
90	Capacity (Btu/hr)	21,897	24,267	27,419	31,290	35,818	40,941	46,596	52,722	59,255	66,133	73,294
	Power (kW)	4.66	5.01	5.35	5.68	6.01	6.35	6.71	7.09	7.52	7.98	8.51
	EER (BTU/WATT-HR)	4.7	4.8	5.1	5.5	6.0	6.4	6.9	7.4	7.9	8.3	8.6
	Current (AMPS)	17.0	18.1	19.1	20.2	21.2	22.2	23.1	24.1	25.1	26.0	26.9
110	Capacity (Btu/hr)	21,578	23,858	26,931	30,734	35,205	40,283	45,904	52,006	57,012	62,852	68,457
	Power (kW)	5.57	6.00	6.43	6.86	7.30	7.77	8.27	8.82	9.17	9.67	10.18
	EER (BTU/WATT-HR)	3.9	4.0	4.2	4.5	4.8	5.2	5.5	5.9	6.2	6.5	6.7
	Current (AMPS)	18.6	19.8	20.9	22.1	23.3	24.5	25.8	27.1	27.7	28.6	29.4

Physical Data							
Model	Nominal HP	Displ. CFM	No. of Cylinders	Suction Line Size (in)	Discharge Line Size (in)	Net Weight (lbs)	Oil Charge (pints)
06CC550	15	50.3	6	1 5/8	1 3/8	545	19

Available Voltages
460-3-60
575-3-60
208/230/460-3-60



Tabular Data Summary – Fixed RGT = 65°F Subcooling = 0°F Voltage: 460-3-60Hz								
Saturated Condensing Temperature (F)		Saturated Suction Temperature (F)						
		-40	-35	-30	-25	-20	-15	-10
70	Capacity (Btu/Hr)	50,140	58,940	68,612	79,265	91,009	103,951	118,201
	Power (Kw)	7.80	8.50	9.20	9.89	10.56	11.21	11.83
	EER (BTU/WATT-HR)	6.4	6.9	7.5	8.0	8.6	9.3	10.1
	Current (Amps)	28.1	29.1	30.2	31.6	33.5	36.2	39.9
90	Capacity (Btu/Hr)	45,488	53,460	62,257	71,990	82,766	94,694	107,885
	Power (Kw)	8.16	8.89	9.68	10.50	11.37	12.26	13.17
	EER (BTU/WATT-HR)	5.6	6.0	6.4	6.9	7.3	7.7	8.2
	Current (Amps)	29.4	30.7	31.9	33.4	35.2	37.7	41.1
110	Capacity (Btu/Hr)	38,309	45,692	53,855	62,906	71,067	80,827	91,003
	Power (Kw)	8.54	9.28	10.12	11.06	11.77	12.67	13.55
	EER (BTU/WATT-HR)	4.5	4.9	5.3	5.7	6.0	6.4	6.7
	Current (Amps)	29.7	31.5	33.2	35.0	36.1	38.1	40.6

Physical Data

Model	Nominal HP	Displ. CFM	No. of Cylinders	Suction Line Size (in)	Discharge Line Size (in)	Net Weight (lbs)	Oil Charge (pints)
06CC665	20	68.3	6	1 5/8	1 3/8	555	19

Available Voltages

460-3-60
575-3-60
208/230/460-3-60



Tabular Data Summary – Fixed RGT = 65°F Subcooling = 0°F Voltage: 460-3-60Hz

Saturated Condensing Temperature (F)		Saturated Suction Temperature (F)										
		-60	-55	-50	-45	-40	-35	-30	-25	-20	-15	-10
70	Capacity (Btu/hr)	40,782	44,974	50,358	56,939	64,719	73,703	83,893	95,293	107,907	121,737	136,787
	Power (kW)	6.80	7.44	8.08	8.72	9.36	10.00	10.64	11.28	11.92	12.56	13.20
	EER (BTU/WATT-HR)	6.0	6.0	6.2	6.5	6.9	7.4	7.9	8.4	9.1	9.7	10.4
	Current (AMPS)	28.4	29.8	31.2	32.6	33.9	35.2	36.5	37.8	39.0	40.2	41.4
90	Capacity (Btu/hr)	39,737	43,826	49,095	55,545	63,181	72,007	82,025	93,240	105,654	119,271	134,094
	Power (kW)	7.97	8.73	9.5	10.27	11.04	11.83	12.61	13.41	14.21	15.01	15.82
	EER (BTU/WATT-HR)	5.0	5.0	5.2	5.4	5.7	6.1	6.5	7.0	7.4	7.9	8.5
	Current (AMPS)	31.6	32.9	34.2	35.7	37.2	38.7	40.4	42.1	43.9	45.8	47.8
110	Capacity (Btu/hr)	38,692	42,681	47,836	54,159	61,654	70,325	80,174	91,206	100,745	112,267	123,964
	Power (kW)	9.14	10.02	10.92	11.82	12.74	13.67	14.62	15.57	16.11	16.83	17.46
	EER (BTU/WATT-HR)	4.2	4.3	4.4	4.6	4.8	5.1	5.5	5.9	6.3	6.7	7.1
	Current (AMPS)	34.6	35.8	37.3	38.9	40.6	42.6	44.7	47.0	48.2	50.1	51.8

Physical Data

Model	Nominal HP	Displ. CFM	No. of Cylinders	Suction Line Size (in)	Discharge Line Size (in)	Net Weight (lbs)	Oil Charge (pints)
06CC675	20	75.4	6	1 5/8	1 3/8	555	19

Available Voltages

460-3-60
575-3-60
208/230/460-3-60



Tabular Data Summary – Fixed RGT = 65°F Subcooling = 0°F Voltage: 460-3-60Hz

Saturated Condensing Temperature (F)		Saturated Suction Temperature (F)										
		-60	-55	-50	-45	-40	-35	-30	-25	-20	-15	-10
70	Capacity (Btu/hr)	42,952	48,083	54,446	62,044	70,880	80,959	92,282	104,853	118,677	133,755	150,091
	Power (kW)	7.37	8.17	12.16	13.1	14.05	15.03	16.05	17.12	18.26	19.49	20.82
	EER (BTU/WATT-HR)	5.9	8.95	9.72	10.48	11.23	11.96	12.68	13.37	14.05	14.71	9.6
	Current (AMPS)	5.8	5.9	6.1	6.4	6.8	7.2	7.7	8.3	8.9	9.5	10.2
90	Capacity (Btu/Hr)	41,960	47,054	53,380	60,939	69,735	79,772	91,053	103,581	117,359	132,391	148,680
	Power (Kw)	8.67	9.61	10.55	11.48	12.42	13.35	14.27	15.19	16.10	17.01	17.9
	EER (BTU/WATT-HR)	4.8	4.9	5.1	5.3	5.6	6	6.4	6.8	7.3	7.8	8.3
	Current (Amps)	27.9	30.4	33.0	35.4	37.9	40.4	42.8	45.3	47.8	50.2	52.7
110	Capacity (Btu/Hr)	40,817	45,870	52,152	59,667	68,418	78,409	89,642	102,120	112,849	125,720	138,714
	Power (Kw)	9.72	10.82	11.93	13.05	14.18	15.32	16.46	17.61	18.27	19.13	19.86
	EER (BTU/WATT-HR)	4.2	4.2	4.4	4.6	4.8	5.1	5.4	5.8	6.2	6.6	7.0
	Current (Amps)	30.3	33.3	36.3	39.4	42.4	45.5	48.6	51.7	53.4	55.7	57.6

Physical Data

Model	Nominal HP	Displ. CFM	No. of Cylinders	Suction Line Size (in)	Discharge Line Size (in)	Net Weight (lbs)	Oil Charge (pints)
06CC899	30	99	6	1 5/8	1 3/8	580	19

Available Voltages

460-3-60
575-3-60
208/230/460-3-60



Tabular Data Summary – Fixed RGT = 65°F Subcooling = 0°F Voltage: 460-3-60Hz

Saturated Condensing Temperature (F)		Saturated Suction Temperature (F)										
		-60	-55	-50	-45	-40	-35	-30	-25	-20	-15	-10
70	Capacity (Btu/hr)	60,926	67,296	75,332	85,031	96,386	109,393	124,047	140,344	158,278	177,845	199,039
	Power (kW)	10.24	11.21	12.16	13.1	14.05	15.03	16.05	17.12	18.26	19.49	20.82
	EER (BTU/WATT-HR)	6.0	6.0	6.2	6.9	6.9	7.3	7.7	8.2	8.7	9.1	9.6
	Current (AMPS)	48.2	49.9	51.7	53.6	55.5	57.4	59.4	61.3	63.1	64.8	66.4
90	Capacity (Btu/hr)	59,789	65,951	73,790	83,302	94,482	107,325	121,826	137,979	155,781	175,227	196,310
	Power (kW)	12.27	13.51	14.73	15.93	17.15	18.38	19.65	20.98	22.37	23.84	25.42
	EER (BTU/WATT-HR)	4.9	4.9	5.0	5.2	5.5	5.8	6.2	6.6	7.0	7.3	7.7
	Current (AMPS)	53.3	54.6	56.3	58.2	60.3	62.7	65.3	68.0	70.8	73.7	76.7
110	Capacity (Btu/hr)	58,978	64,956	72,623	81,974	93,003	105,705	120,076	136,112	149,823	166,393	183,127
	Power (kW)	14.4	15.89	17.37	18.83	20.29	21.78	23.29	24.86	25.81	27.1	28.31
	EER (BTU/WATT-HR)	4.1	4.1	4.2	4.4	4.6	4.9	5.2	5.5	5.8	6.1	6.5
	Current (AMPS)	57.2	58.4	60.2	62.3	65.0	68.0	71.5	75.3	77.3	80.5	83.4

Physical Data

Model	Nominal HP	Displ. CFM	No. of Cylinders	Suction Line Size (in)	Discharge Line Size (in)	Net Weight (lbs)	Oil Charge (pints)
06CC017	5	15.9	6	1 5/8	1 1/8	330	9.5

Available Voltages

208/230-3-60
460-3-60
575-3-60



Tabular Data Summary – Fixed RGT = 65°F Subcooling = 0°F Voltage: 460-3-60Hz

Saturated Condensing Temperature (F)		Saturated Suction Temperature (F)											
		-60	-55	-50	-45	-40	-35	-30	-25	-20	-15	-10	
70	Capacity (Btu/Hr)												
	Power (Kw)												
	EER (BTU/WATT-HR)												
	Current (Amps)												
90	Capacity (Btu/Hr)												
	Power (Kw)												
	EER (BTU/WATT-HR)												
	Current (Amps)												
110	Capacity (Btu/Hr)												
	Power (Kw)												
	EER (BTU/WATT-HR)												
	Current (Amps)												

Tabular Data Coming Soon

Physical Data

Model	Nominal HP	Displ. CFM	No. of Cylinders	Suction Line Size (in)	Discharge Line Size (in)	Net Weight (lbs)	Oil Charge (pints)
06CC125	6.5	23.9	6	1 5/8	1 1/8	330	9.5

Available Voltages

208/230-3-60
460-3-60
575-3-60



Tabular Data Summary – Fixed RGT = 65°F Subcooling = 0°F Voltage: 460-3-60Hz

Saturated Condensing Temperature (F)		Saturated Suction Temperature (F)											
		-60	-55	-50	-45	-40	-35	-30	-25	-20	-15	-10	
70	Capacity (Btu/hr)												
	Power (kW)												
	EER (BTU/WATT-HR)												
	Current (AMPS)												
90	Capacity (Btu/hr)												
	Power (kW)												
	EER (BTU/WATT-HR)												
	Current (AMPS)												
110	Capacity (Btu/hr)												
	Power (kW)												
	EER (BTU/WATT-HR)												
	Current (AMPS)												

Tabular Data Coming Soon

Physical Data

Model	Nominal HP	Displ. CFM	No. of Cylinders	Suction Line Size (in)	Discharge Line Size (in)	Net Weight (lbs)	Oil Charge (pints)
06CC228	7.5	28	6	1-5/8	1-1/8	340	9.5

Available Voltages

208/230-3-60
460-3-60
575-3-60



Tabular Data Summary – Fixed RGT = 65°F Subcooling = 0°F Voltage: 460-3-60Hz

Saturated Condensing Temperature (F)		Saturated Suction Temperature (F)												
		-60	-55	-50	-45	-40	-35	-30	-25	-20	-15	-10		
70	Capacity (Btu/Hr)													
	Power (Kw)													
	EER (BTU/WATT-HR)													
	Current (Amps)													
90	Capacity (Btu/Hr)													
	Power (Kw)													
	EER (BTU/WATT-HR)													
	Current (Amps)													
110	Capacity (Btu/Hr)													
	Power (Kw)													
	EER (BTU/WATT-HR)													
	Current (Amps)													

Tabular Data Coming Soon

Physical Data

Model	Nominal HP	Displ. CFM	No. of Cylinders	Suction Line Size (in)	Discharge Line Size (in)	Net Weight (lbs)	Oil Charge (pints)
06CC337	10	37.1	6	1 5/8	1 1/8	345	9.5

Available Voltages

208/230-3-60
460-3-60
575-3-60



Tabular Data Summary – Fixed RGT = 65°F Subcooling = 0°F Voltage: 460-3-60Hz

Saturated Condensing Temperature (F)		Saturated Suction Temperature (F)												
		-60	-55	-50	-45	-40	-35	-30	-25	-20	-15	-10		
70	Capacity (Btu/hr)													
	Power (kW)													
	EER (BTU/WATT-HR)													
	Current (AMPS)													
90	Capacity (Btu/hr)													
	Power (kW)													
	EER (BTU/WATT-HR)													
	Current (AMPS)													
110	Capacity (Btu/hr)													
	Power (kW)													
	EER (BTU/WATT-HR)													
	Current (AMPS)													

Tabular Data Coming Soon

Physical Data							
Model	Nominal HP	Displ. CFM	No. of Cylinders	Suction Line Size (in)	Discharge Line Size (in)	Net Weight (lbs)	Oil Charge (pints)
06CC550	15	50.3	6	1 5/8	1 3/8	545	19

Available Voltages
460-3-60
575-3-60
208/230/460-3-60



Tabular Data Summary – Fixed RGT = 65°F Subcooling = 0°F Voltage: 460-3-60Hz								
Saturated Condensing Temperature (F)		Saturated Suction Temperature (F)						
		-40	-35	-30	-25	-20	-15	-10
70	Capacity (Btu/hr)							
	Power (kW)							
	EER (BTU/WATT-HR)							
	Current (AMPS)							
90	Tabular Data Coming Soon							
	Capacity (Btu/hr)							
	Power (kW)							
	EER (BTU/WATT-HR)							
110	Capacity (Btu/hr)							
	Power (kW)							
	EER (BTU/WATT-HR)							
	Current (AMPS)							

Physical Data							
Model	Nominal HP	Displ. CFM	No. of Cylinders	Suction Line Size (in)	Discharge Line Size (in)	Net Weight (lbs)	Oil Charge (pints)
06CC665	20	68.3	6	1 5/8	1-3/8	555	19

Available Voltages
460-3-60
575-3-60
208/230/460-3-60



Tabular Data Summary – Fixed RGT = 65°F Subcooling = 0°F Voltage: 460-3-60Hz												
Saturated Condensing Temperature (F)		Saturated Suction Temperature (F)										
		-60	-55	-50	-45	-40	-35	-30	-25	-20	-15	-10
70	Capacity (Btu/hr)											
	Power (kW)											
	EER (BTU/WATT-HR)											
	Current (AMPS)											
90	Tabular Data Coming Soon											
	Capacity (Btu/hr)											
	Power (kW)											
	EER (BTU/WATT-HR)											
110	Capacity (Btu/hr)											
	Power (kW)											
	EER (BTU/WATT-HR)											
	Current (AMPS)											

Physical Data							
Model	Nominal HP	Displ. CFM	No. of Cylinders	Suction Line Size (in)	Discharge Line Size (in)	Net Weight (lbs)	Oil Charge (pints)
06CC675	20	75.4	6	1 5/8	1 3/8	555	19

Available Voltages
460-3-60
575-3-60
208/230/460-3-60



Tabular Data Summary – Fixed RGT = 65°F Subcooling = 0°F Voltage: 460-3-60Hz												
Saturated Condensing Temperature (F)		Saturated Suction Temperature (F)										
		-60	-55	-50	-45	-40	-35	-30	-25	-20	-15	-10
70	Capacity (Btu/hr)											
	Power (kW)											
	EER (BTU/WATT-HR)											
	Current (AMPS)											
90	Capacity (Btu/Hr)											
	Power (Kw)											
	EER (BTU/WATT-HR)											
	Current (Amps)											
110	Capacity (Btu/Hr)											
	Power (Kw)											
	EER (BTU/WATT-HR)											
	Current (Amps)											

Tabular Data Coming Soon

Physical Data							
Model	Nominal HP	Displ. CFM	No. of Cylinders	Suction Line Size (in)	Discharge Line Size (in)	Net Weight (lbs)	Oil Charge (pints)
06CC899	30	99	6	1 5/8	1 3/8	580	19

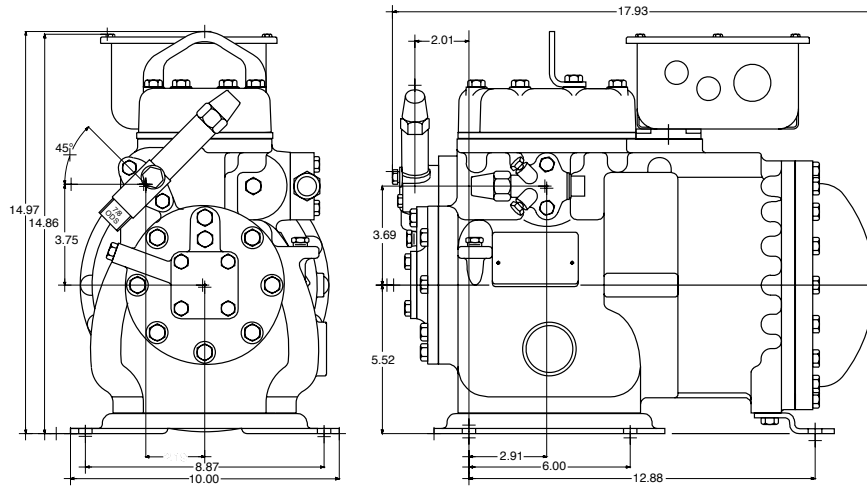
Available Voltages
460-3-60
575-3-60
208/230/460-3-60



Tabular Data Summary – Fixed RGT = 65°F Subcooling = 0°F Voltage: 460-3-60Hz												
Saturated Condensing Temperature (F)		Saturated Suction Temperature (F)										
		-60	-55	-50	-45	-40	-35	-30	-25	-20	-15	-10
70	Capacity (Btu/hr)											
	Power (kW)											
	EER (BTU/WATT-HR)											
	Current (AMPS)											
90	Capacity (Btu/hr)											
	Power (kW)											
	EER (BTU/WATT-HR)											
	Current (AMPS)											
110	Capacity (Btu/hr)											
	Power (kW)											
	EER (BTU/WATT-HR)											
	Current (AMPS)											

Tabular Data Coming Soon

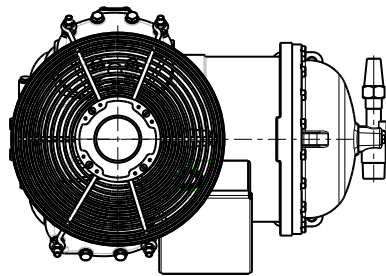
06DR109, 06DM808



06DR013, 06DR316

MODELS REPRESENTED	CFM	HP
06DR013	13.1	3.0
06DR316	15.9	5.0

* ALL DIMENSIONS SHOWN IN INCHES

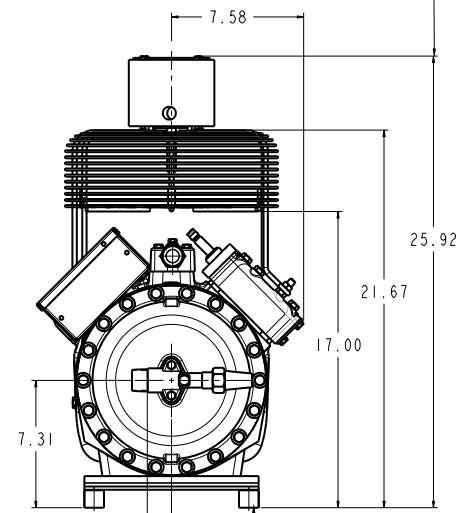
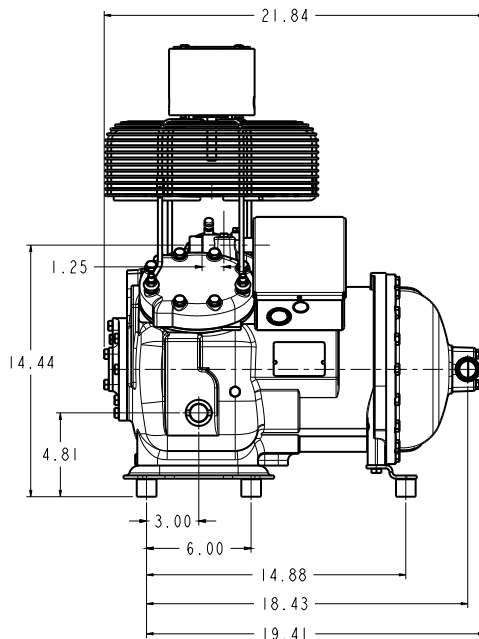
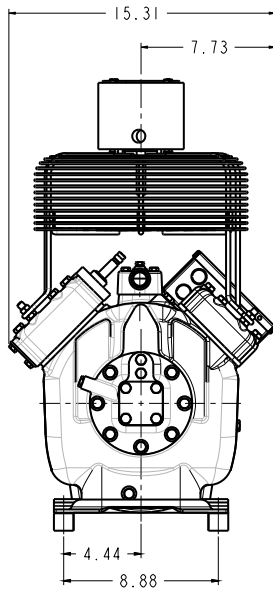


MAX HEIGHT SUMMARY TABLE

UNLOADER	HEAD FAN	MAX HEIGHT(INCHES)
NONE	NO	16.06
ELECTRIC	NO	16.06
PRESSURE	NO	16.98
N/A	YES	25.92

* MAXIMUM HEIGHT SHOWN FOR VARIOUS COMPRESSOR CONFIGURATIONS

* SEE ABOVE TABLE FOR OTHER COMPRESSOR CONFIGURATIONS

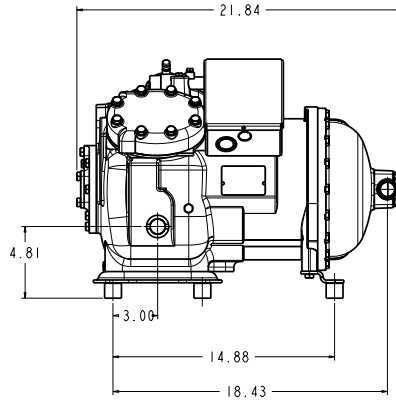
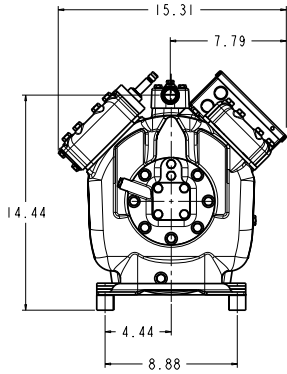


SOLID MOUNT SPACER (4X)
30HR070-1071 AS SHOWN
SEE DETAIL ON SHEET 2

06DM313, 06DM316

MODELS REPRESENTED	CFM	HP
06DM313	13.1	5.0
06DM316	15.9	5.0

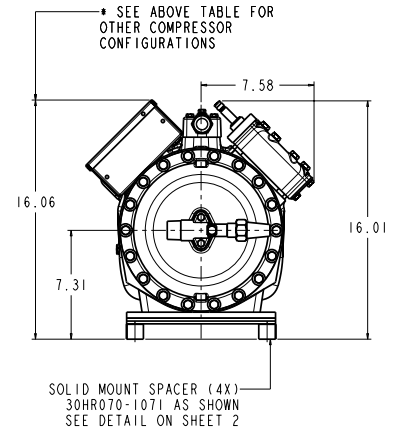
* ALL DIMENSIONS SHOWN IN INCHES



MAX HEIGHT SUMMARY TABLE

UNLOADER	HEAD FAN	MAX HEIGHT(INCHES)
NONE	NO	16.06
ELECTRIC	NO	16.06
PRESSURE	NO	16.98

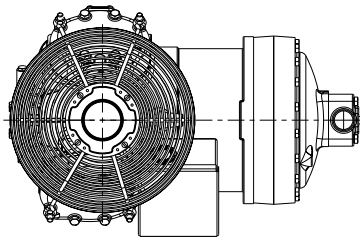
* MAXIMUM HEIGHT SHOWN FOR VARIOUS COMPRESSOR CONFIGURATIONS



06DR718, 06DR820

MODELS REPRESENTED	CFM	HP
06DR718	18.3	5.0
06DR820	20.0	6.5

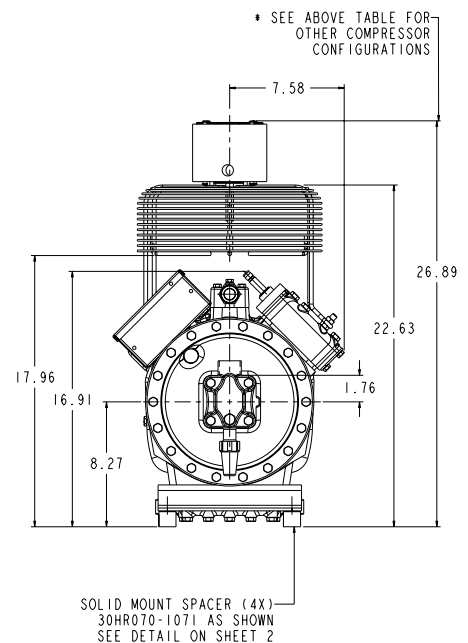
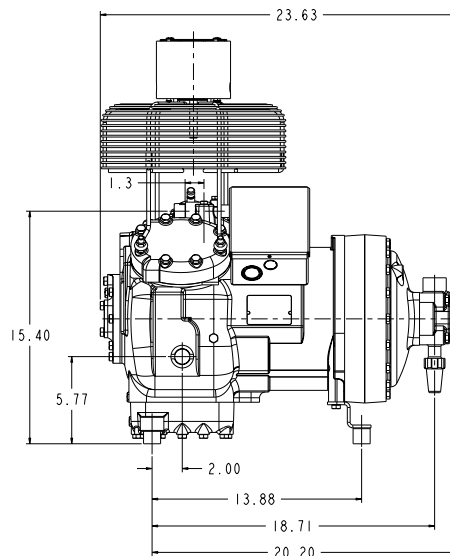
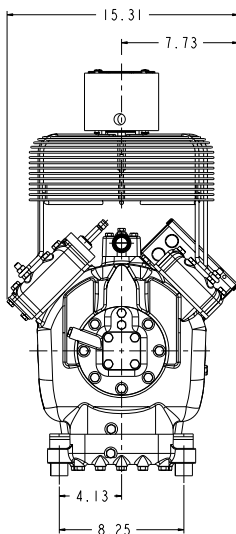
* ALL DIMENSIONS SHOWN IN INCHES



MAX HEIGHT SUMMARY TABLE

UNLOADER	HEAD FAN	MAX HEIGHT(INCHES)
NONE	NO	16.97
ELECTRIC	NO	17.02
PRESSURE	NO	17.92
N/A	YES	26.89

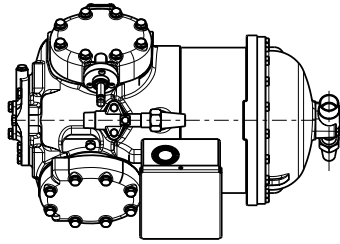
* MAXIMUM HEIGHT SHOWN FOR VARIOUS COMPRESSOR CONFIGURATIONS



06DA818

MODELS REPRESENTED	CFM	HP
06DA818	18.3	6.5

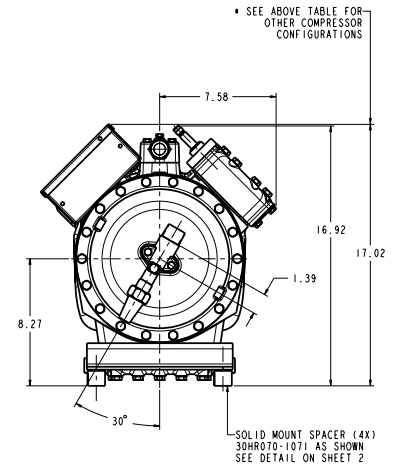
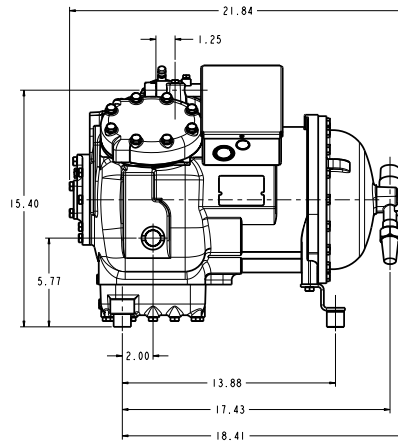
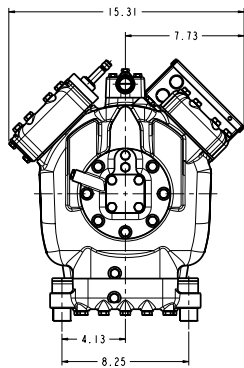
* ALL DIMENSIONS SHOWN IN INCHES



MAX HEIGHT SUMMARY TABLE

UNLOADER	HEAD FAN	MAX HEIGHT(INCHES)
NONE	NO	17.02
ELECTRIC	NO	17.02
PRESSURE	NO	17.97

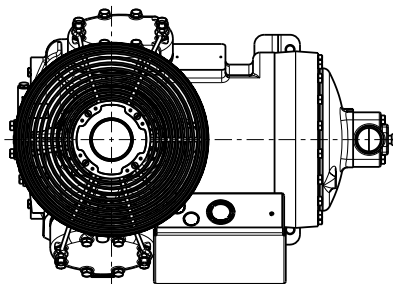
* MAXIMUM HEIGHT SHOWN FOR VARIOUS COMPRESSOR CONFIGURATIONS



06DR725, 06DR228, 06DM337, 06DR337, 06DR541

MODELS REPRESENTED	CFM	HP
06DR725	23.9	6.5
06DR228	28.0	8.0
06DM337	37.1	10.0
06DR337	37.1	10.0
06DR541	41.0	15.0

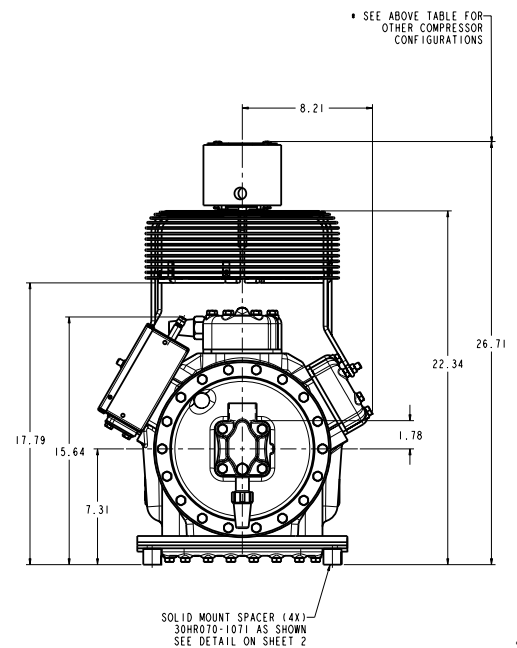
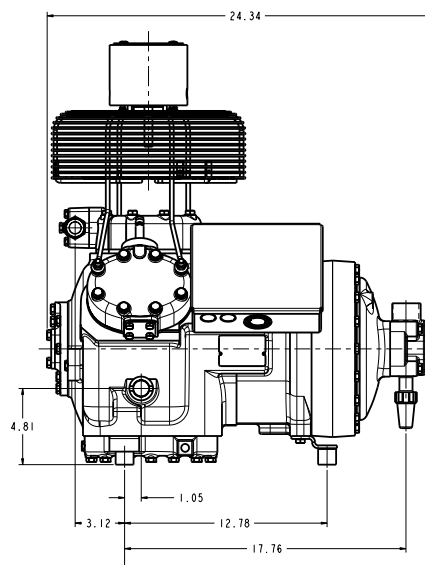
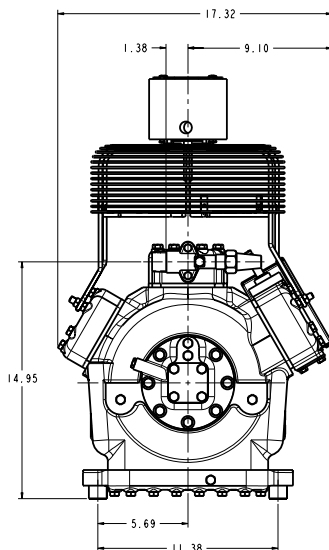
* ALL DIMENSIONS SHOWN IN INCHES



MAX HEIGHT SUMMARY TABLE

UNLOADER	HEAD FAN	MAX HEIGHT(INCHES)
NONE	NO	16.23
ELECTRIC	NO	16.23
PRESSURE	NO	16.81
N/A	YES	26.71

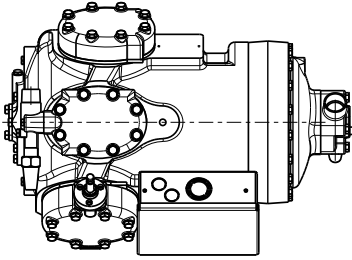
* MAXIMUM HEIGHT SHOWN FOR VARIOUS COMPRESSOR CONFIGURATIONS



06DA825, 06DA328, 06DA537

MODELS REPRESENTED	CFM	HP
06DA825	23.9	8.0
06DA328	28.0	10.0
06DA537	37.1	15.0

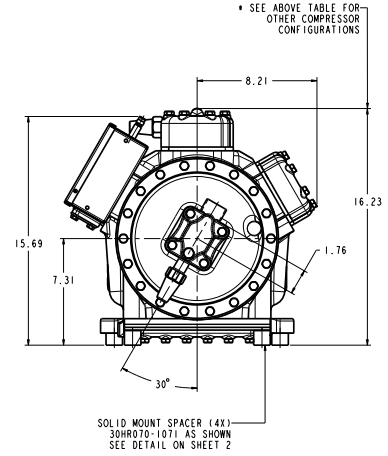
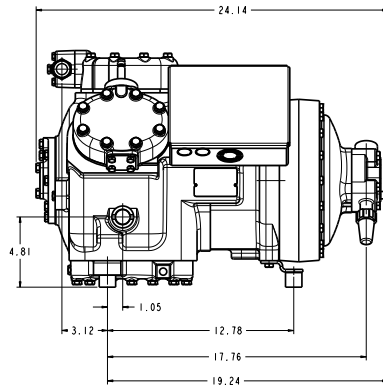
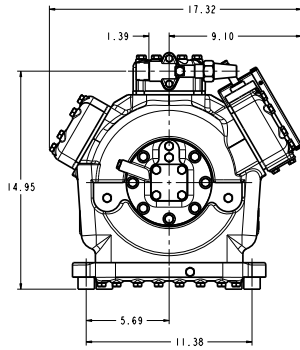
* ALL DIMENSIONS SHOWN IN INCHES



MAX HEIGHT SUMMARY TABLE

UNLOADER	HEAD FAN	MAX HEIGHT(INCHES)
NONE	NO	16.23
ELECTRIC	NO	16.23
PRESSURE	NO	16.81

* MAXIMUM HEIGHT SHOWN FOR VARIOUS COMPRESSOR CONFIGURATIONS

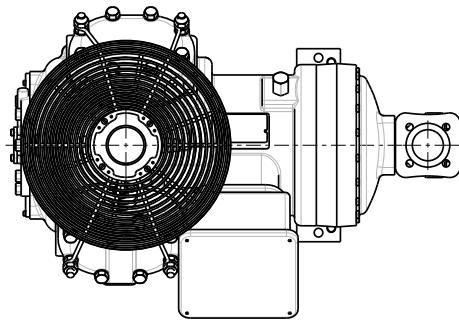


* SEE ABOVE TABLE FOR OTHER COMPRESSOR CONFIGURATIONS

06ER450

MODELS REPRESENTED	CFM	HP
06ER450	50.3	15

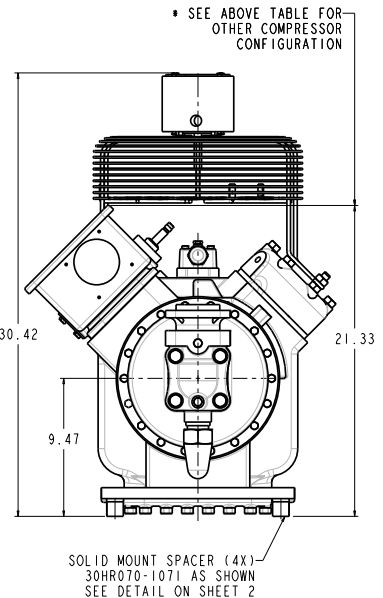
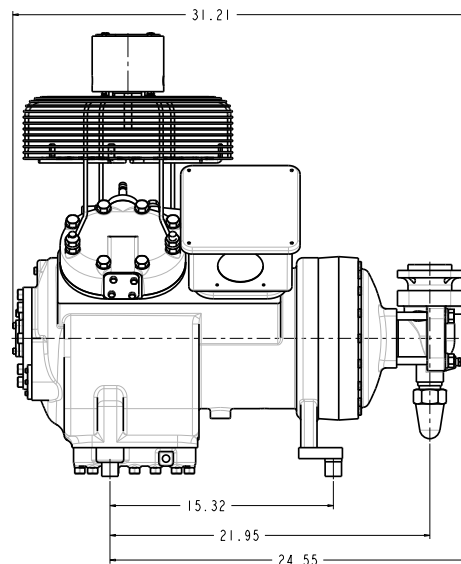
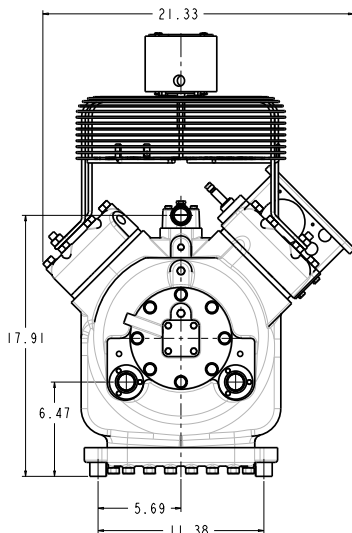
* ALL DIMENSIONS SHOWN IN INCHES



MAX HEIGHT SUMMARY TABLE

UNLOADER	HEAD FAN	MAX HEIGHT(INCHES)
NONE	NO	21.33
ELECTRIC	NO	21.33
PRESSURE	NO	21.37
N/A	YES	30.42

* MAXIMUM HEIGHT SHOWN FOR VARIOUS COMPRESSOR CONFIGURATIONS

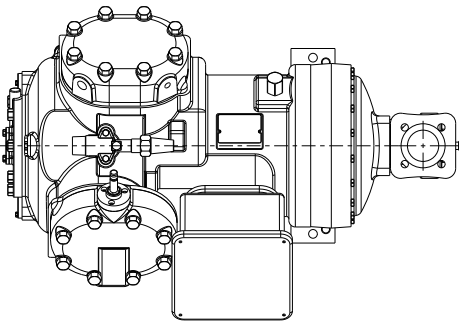


* SEE ABOVE TABLE FOR OTHER COMPRESSOR CONFIGURATION

06EM450

MODELS REPRESENTED	CFM	HP
06EM450	50.3	15

* ALL DIMENSIONS SHOWN IN INCHES

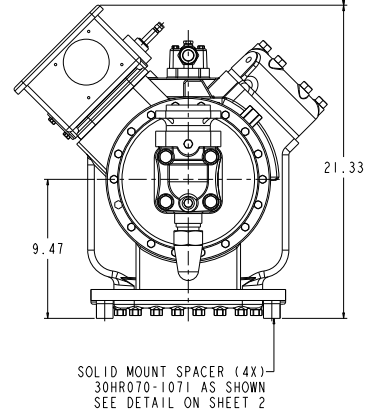
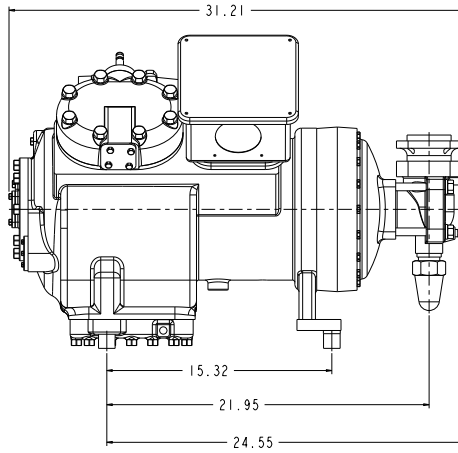
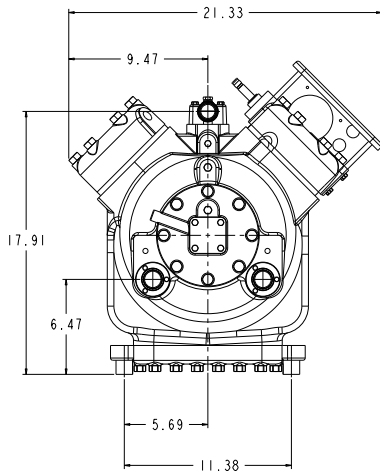


MAX HEIGHT SUMMARY TABLE

UNLOADER	HEAD FAN	MAX HEIGHT(INCHES)
NONE	NO	21.33
ELECTRIC	NO	21.33
PRESSURE	NO	21.37

* MAXIMUM HEIGHT SHOWN FOR VARIOUS COMPRESSOR CONFIGURATIONS

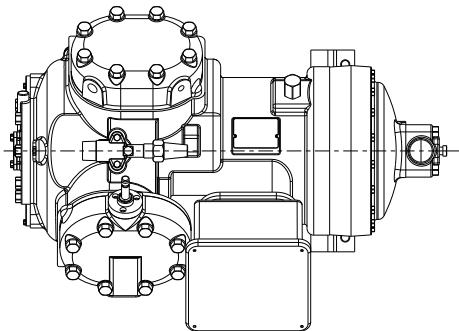
* SEE ABOVE TABLE FOR OTHER COMPRESSOR CONFIGURATION



06EA550

MODELS REPRESENTED	CFM	HP
06EA550	50.3	20

* ALL DIMENSIONS SHOWN IN INCHES

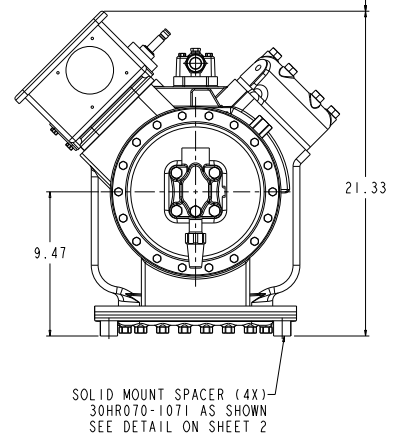
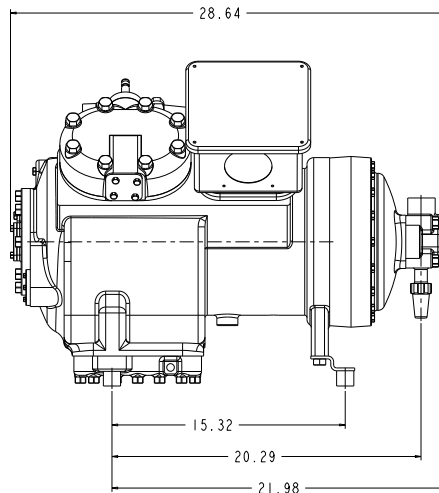
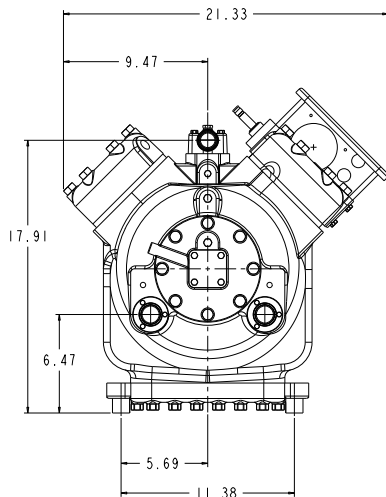


MAX HEIGHT SUMMARY TABLE

UNLOADER	HEAD FAN	MAX HEIGHT(INCHES)
NONE	NO	21.33
ELECTRIC	NO	21.33
PRESSURE	NO	21.37

* MAXIMUM HEIGHT SHOWN FOR VARIOUS COMPRESSOR CONFIGURATIONS

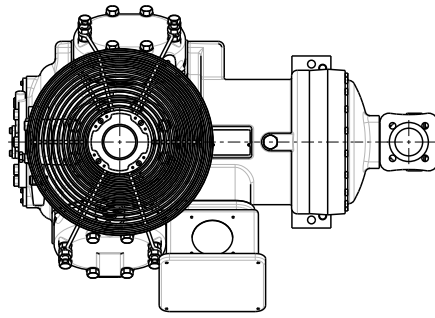
* SEE ABOVE TABLE FOR OTHER COMPRESSOR CONFIGURATION



06ER475, 06ER399

MODELS REPRESENTED	CFM	HP
06ER465	68.3	20
06ER475	75.4	20
06ER399	99.0	30

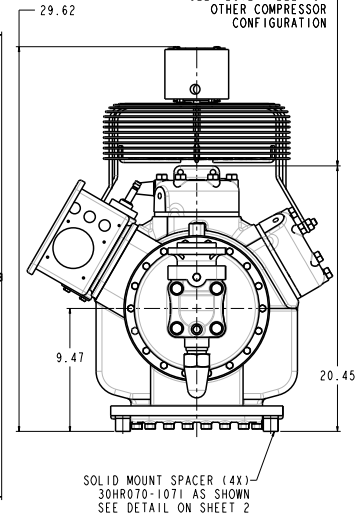
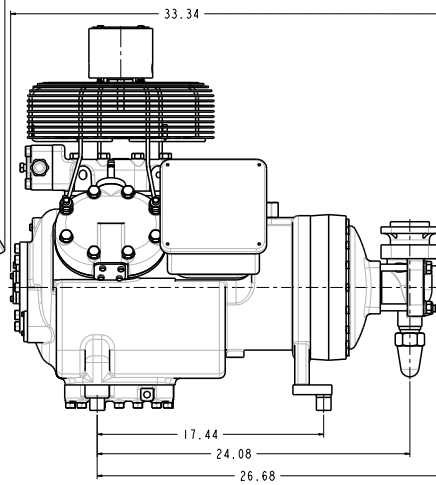
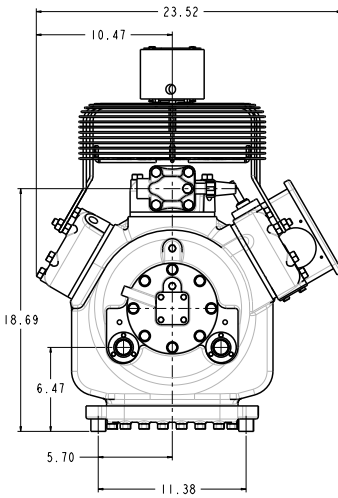
* ALL DIMENSIONS SHOWN IN INCHES



MAX HEIGHT SUMMARY TABLE

UNLOADER	HEAD FAN	MAX HEIGHT(INCHES)
NONE	NO	20.45
ELECTRIC	NO	20.45
PRESSURE	NO	20.50
N/A	YES	29.62

* MAXIMUM HEIGHT SHOWN FOR VARIOUS COMPRESSOR CONFIGURATIONS

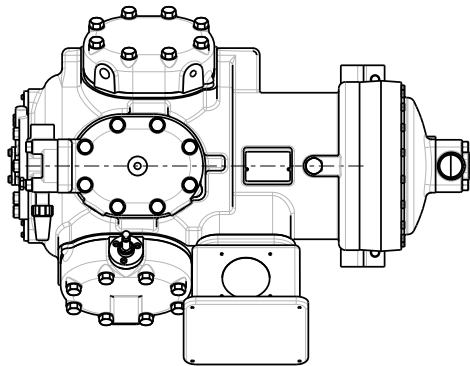


* SEE ABOVE TABLE FOR OTHER COMPRESSOR CONFIGURATION

06EA565

MODELS REPRESENTED	CFM	HP
06EA565	68.3	25

* ALL DIMENSIONS SHOWN IN INCHES

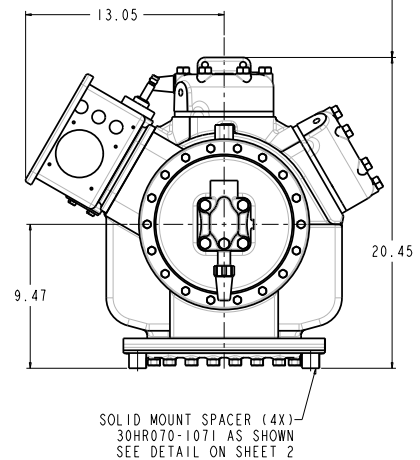
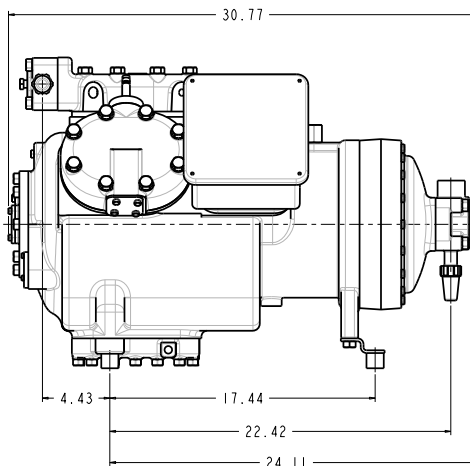
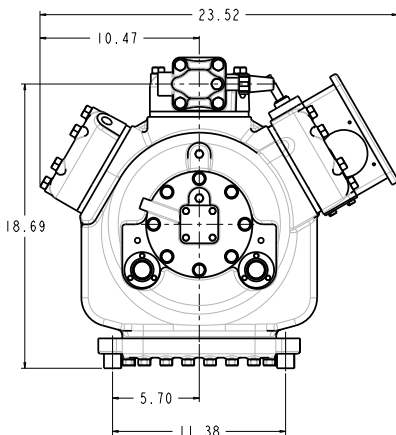


MAX HEIGHT SUMMARY TABLE

UNLOADER	HEAD FAN	MAX HEIGHT(INCHES)
NONE	NO	20.45
ELECTRIC	NO	20.45
PRESSURE	NO	20.50

* MAXIMUM HEIGHT SHOWN FOR VARIOUS COMPRESSOR CONFIGURATIONS

* SEE ABOVE TABLE FOR OTHER COMPRESSOR CONFIGURATIONS



SMART Accessories

To further enhance our line of compressors and help customers get the most from their system, Carlyle created a line of SMART Accessories. The SMART Controller and PWM Valve allow for optimum system performance through controlled settings and efficient, advanced technology.

SMART Controller


Acting as the brains of the refrigeration operation, the SMART Controller receives an analog output signal from the system rack controller, which creates an equivalent linear change in compressor capacity output, concisely and efficiently meeting the load demand. With the SMART Controller, maximum efficiency is achieved through Pulse Width Modulation (PWM), which cycles the compressor unloader between the loaded and unloaded position every 30 seconds, generating a time average flow rate from the compressor and allowing linear capacity modulation from 50 to 100 percent (4 cylinder). The device also provides compressor discharge temperature control and protection, as well as control outputs for the cylinder head fan and liquid injection valve.



SMART Controller

PWM Valve

Designed to operate the compressor unloaders, the PWM Valve is controlled by the SMART Controller on a 30-second PWM signal. The valve is qualified to modulate compressor capacity from 20 to 100 percent. The PWM Valve is qualified to work with all low-, medium-, and high-temperature applications in both single and parallel configurations. The valve also features a manual life stem that can be front set to force the valve open.



PWM Valve

History of Carlyle Compressor



Dr. Willis H. Carrier



J. Irvine Lyle

The roots of Carlyle Compressor run deep into the beginnings of the refrigeration and air conditioning industries. Originally formed by Dr. Willis H. Carrier and J. Irvine Lyle, to be the “compressor arm” of Carrier Engineering Company, its inventions and achievements in technology are reflected in most of the products and services now taken for granted by modern society. The name “Carlyle” was derived from a combination of the last names of Dr. Carrier and his partner, Mr. Lyle. Foresight and strategic planning have been Carlyle’s benchmarks of the last 90 years, always a gracious acknowledgment of its proud past.

The company’s engineering contributions have impacted all of the known compressor designs, including centrifugal, reciprocating (open drive, sem-hermetic, and hermetic), and screw technologies. Since Dr. Carrier invented the centrifugal refrigerating machine in 1921, the centrifugal compressor has been the focus on continual product enhancements to maintain its leadership position. The company’s major innovations and refinements are well documented and have resulted in the industry’s most advanced product offerings.



Carlyle Compressor
PO Box 4808
Syracuse, NY 13221, USA
www.CarlyleCompressor.com

© Carrier Corporation 2015
Lit. No. 575-018 0616